




OHIO FACILITIES CONSTRUCTION COMMISSION



## Annual Report FY 2014

### **Mission**

*To lead collaboration with our partners in the planning, design, and construction of public facilities through quality service, expertise, and knowledge sharing.*

*Cover Photo:*  
*Cedarwood Elementary School, Columbus CSD (Franklin)*  
*Photo credit: SHP Leading Design*

---

## Table of Contents

Commissioners. . . . .	2
Executive Director’s Message. . . . .	3
Vision-Mission-Goals. . . . .	4
Commission At-A-Glance. . . . .	4
Training & Outreach. . . . .	5
Programs. . . . .	7
School Security Grant Program. . . . .	13
Ohio School Design Manual. . . . .	13
Construction Delivery Methods. . . . .	14
Bid Express . . . . .	15
Energy Services . . . . .	16
K-12 Projects Completed. . . . .	17
Agency & Higher Education Projects Completed. . . . .	18
K-12 Project Status. . . . .	19
Agency & Higher Education Project Status. . . . .	28
K-12 Funding Offers. . . . .	30
K-12 Fiscal Snapshot. . . . .	31



*Austintown ES, Austintown LSD (Mahoning)  
Photo credit: Fanning Howey*

## Commissioners

### Ohio Facilities Construction Commission (OFCC)

The Ohio Facilities Construction Commission was established in 2012, merging the operations of the former Office of the State Architect and the Ohio School Facilities Commission. The merger combined the state's construction authority and resources within a single entity that guides capital projects for state agencies, state-supported universities and community colleges, and most of Ohio's public kindergarten through twelfth grade (K-12) schools.

The new Commission sets uniform rules, procedures, and standardized documents for public construction, and is responsible for construction delivery methods, construction documents, and process and procedures.

The Commission, by statute, consists of three members: the director of budget and management, the director of administrative services, and a member directly appointed by the governor. During FY 2014, the Commission members were:

Timothy S. Keen

Director of the Office of Budget and Management (Chair)

Robert Blair

Director of the Department of Administrative Services  
(Vice-Chair)

Gary C. Mohr

Director of the Department of Rehabilitation and  
Correction (Governor's appointee)

### Ohio School Facilities Commission (OSFC)

The Ohio School Facilities Commission continues to exist within the new consolidated agency and focuses on programmatic and facility planning issues related to K-12 construction. The OFCC, however, holds the authority to approve, award, and administer design, construction, and other specialty contracts.

The OSFC, by statute, consists of seven members, three of whom serve as voting members. Those three members are the director of administrative services, the superintendent of public instruction, and the director of budget and management. There are also four non-voting members of the Commission: two members from the House of Representatives and two from the Senate. Non-voting members serve for the biennial legislative session in which they are appointed. During FY 2014, the voting members of the Commission included:

Timothy S. Keen

Director of the Office of Budget and Management (Chair)

Robert Blair

Director of the Department of Administrative Services  
(Vice Chair)

Dr. Richard Ross

State Superintendents of Public Instruction

The four non-voting legislative members in FY 2014 were:

Representative Terry Johnson

Representative Dan Ramos

Senator Gayle Manning

Senator Tom Sawyer

## Executive Director's Message

As construction professionals know, every good building starts with a solid foundation.

Through the hard work and collaboration of many in FY 2014, public construction in Ohio is continuing to build upon that solid foundation.

The "Ohio Project" has been implemented in phases, beginning with construction reform legislation and its promise of new delivery methods. On that legislative foundation emerged a structure: new processes and contract documents that created the framework for doing business in Ohio's changed environment.

This project also required a new team, one that combined the State Architect's Office, the School Facilities Commission, and (this year) the former Cultural Facilities Commission, into a consolidated Facilities Construction Commission.

Public construction means jobs in Ohio. These projects employ architects, engineers, contractors, material suppliers, and many other businesses, all of which turn the wheels in Ohio's economic engine. Today we are fortunate to benefit from an improving business climate, a supportive legislature, and a supportive administration that approved \$2.3 billion in state capital funds for construction in Ohio over the next two years. Planning for these projects was a major focus this year.

With the foundation in place, FY 2014 continued the momentum of construction reform. We listened to feedback from owners and industry partners on new methods and lessons learned. We modified documents and processes based upon your input, and will continue to do so. So goes the perpetual balancing act: to be consistent yet flexible, comprehensive but simple, accountable but efficient.

And, with our industry partners, we completed a lot of projects, which you can read about in this report.

At the end of a project, it is rewarding to see these buildings fulfill their public purpose, whether it is a garage that helps keep the roads clear, a correctional facility that promotes rehabilitation, or a school that fosters the education of the next generation. All of these buildings are a carefully considered investment by Ohio citizens, intended to improve our lives in some way. It is our responsibility to use that investment wisely: to build quality buildings in a consistent, fair, efficient, and transparent manner.

We look forward to continuing to serve Ohio through our leadership in public construction.



Richard M. Hickman  
Executive Director



## Vision-Mission-Goals

### Vision

To be the premier resource for public facilities construction.

### Mission

To lead collaboration with our partners in the planning, design, and construction of public facilities through quality service, expertise, and knowledge sharing.

### Goals

1. To build quality facilities that promote excellence.
2. To facilitate projects that are well planned, on time, and on budget.
3. To embrace innovation and encourage continuous growth.
4. To cultivate partnerships for success.



## Commission At-A-Glance



### During FY 2014, OFCC:

- Opened 51 new or renovated K-12 school facilities, bringing the number of buildings opened through the four major programs to 1,090
- Completed all necessary facilities work in 12 school districts, bringing the total to 254 districts
- Finished 29 higher-education or state-agency projects with a value of over \$95.6 million

### Future Commitments Include:

- Managing 40 K-12 buildings in active design and 47 under construction
- Managing 48 active higher-education or state-agency projects, with a combined value of \$311 million

*Walnut Hills HS, Cincinnati CSD  
Photo credit: SHP Leading Design*



# Training and Outreach

## OFCC Conference 2013

In FY 2014, OFCC announced its first annual conference since the consolidation of the Ohio School Facilities Commission and the State Architect's Office in the fall of 2012. The annual conference, now known as the OFCC Conference, combined the A/E-CM Regional Meetings, SAO College, and Ohio Construction Reform Academy into one event.

The first OFCC Conference in the summer of 2013 brought together over 1,200 public owners, school districts, architects, engineers, landscape architects and planners, construction managers, design-builders, contractors and suppliers, consultants and specialty service providers, and construction attorneys. Sessions were held in Cincinnati, Cleveland, and Columbus during the months of July and August. General sessions provided attendees with updates on procurement, design, bidding, prequalification, and construction.

## Webinars

Each year Commission staff plan, organize and deliver a series of webinars on a variety of topics that benefit public owners, design professionals, and others interested in public construction. By using the webinar format, participants are able to view the presentations from their office or job site instead of taking time off from work to travel to a central location. Most webinars are recorded and posted to the OFCC Webinar Archive so that these webinars can be accessed as training resources at the convenience of the viewer.

Webinars offered during FY 2014 included:

- Legislative Update
- Technology Series: Wireless Solutions, Best Bang for the Buck, Technology Best Practices
- School Security Grant Round 1 Application Process
- OFCC 101: A Users Guide to the Commission
- Navigating the Commission's Websites
- OFCC Contract Changes
- Top 10 Energy Conservation Measures
- Doing Business with the State: Architects & Specialty Contractors
- Doing Business with the State: Construction Managers, Design Builders, Contractors
- Cultural Facilities Grants Approval Process
- Educational Visioning Case Study: Beaver Local School District
- Encouraging Diversity Growth & Equity (EDGE): Overview on State Construction Projects



OFCC Conference 2013

## Training and Outreach (cont'd)

### Educational Visioning & Transformation Workshops

In FY 2014, Educational Visioning & Transformation Workshops were held at the Columbus State Community College Center for Workforce Development on December 2, 2013 and again on January 30, 2014. Each participating school district brought a team consisting of administrators, school board members, principals, teachers, students, and others who were interested in transforming their districts' learning environments. The workshop was designed to explore the relationship between educational practices and building designs, and establish a continuing dialogue among participants to foster 21st-century innovations in their schools. Before the workshop ended, districts began to develop action plans for implementing 21st-century learning in their districts.

### BASA School Facilities Advisory Committee

The Buckeye Association of School Administrators (BASA) is a professional organization whose membership comprises school superintendents, assistant superintendents, and other administrators from across the state. BASA's School Facilities Advisory Committee is a group of 25 BASA members that provides invaluable insight to OSFC staff from the perspective of an educational practitioner. This group meets four times

a year with OSFC staff to discuss issues pertaining to school construction and how OSFC policies and practices are affecting educators.

In addition, OSFC employees were active in BASA's March 2014 Facilities Conference, a two-day event where administrators from around the state were given the opportunity to hear from industry professionals on a variety of topics, from planning and design to finance and construction. OFCC employees hosted an information booth and were involved in five breakout sessions during the course of the conference.

### OSBA Capital Conference

The Ohio School Boards Association's Capital Conference is the largest educational conference in the state, with an average yearly attendance that approaches 10,000. As it does annually, OSFC used the November 2013 conference as an outreach opportunity, spending two days hosting an information station at the conference's "Avenue for Answers." The information station allows Commission staff to meet with conference attendees, answering questions regarding Commission programs and inquiries on the status of specific school district projects.



*Three Educational Visioning Workshops were hosted by North Ridgeville LSD (Lorain) for community members, board members, administrators, teachers, and students for planning and envisioning a new grades 3-5 school.*



# Programs

The Ohio Facilities Construction Commission works with three different types of public-owner partners in their capital projects: state agencies, state-supported colleges and universities, and (through the Ohio School Facilities Commission) K-12 public school districts. Because of the manner in which projects are funded, the Commission provides different services to different public owners.

## STATE AGENCY / HIGHER EDUCATION

For state agencies and state-supported colleges and universities, the funding for capital improvement projects comes from a direct appropriation from the General Assembly. For those clients, the Commission offers a variety of direct services, including:

### Capital Project Development / Project Planning

OFCC assists state agencies and state-supported colleges and universities in the development of facility master plans and capital projects for funding requests. Our staff provides design and program guidance, documentation of project needs and impacts, and cost evaluation, enabling agencies and institutions to develop more accurate scopes of work for their projects.

## Project Administration


State agencies have authority to locally administer capital improvement projects up to \$1.5M in value. Universities have local administration authority for projects up to \$4M in value, while certified institutions of higher education can locally administer any capital projects on their campuses. Both agencies and universities may request OFCC's project administration assistance on any project. OFCC provides full project administration services for all other capital projects that are not locally administered by an agency or university. These services include procurement of professional services and public bidding, along with oversight of design and construction through closeout of projects.

## Criteria Design Services

Each design-build project requires design criteria that outline the project requirements to the selected design-build team. OFCC has both licensed architects and engineers on staff. Depending on specific project needs, this in-house staff of professionals may serve as Criteria Architect/Engineer on design-build projects for owners.



*Before*



*After*

*Storm erosion damage to Gordon Park shoreline on Lake Erie. Ohio Department of Natural Resources.*

## Programs (cont'd)

### K-12 EDUCATION

The Ohio School Facilities Commission oversees the planning and development function for the agency's public K-12 school renovation and building initiative, while the actual construction is overseen by the Ohio Facilities Construction Commission. Projects are funded through a number of programs, including:

#### Classroom Facilities Assistance Program (CFAP)

Established in 1997, CFAP eligibility is based on the assessed property valuation per student. That property wealth factor determines the state and local share of the facilities project. CFAP takes a comprehensive approach with local districts by addressing the entire facility needs of a district from kindergarten through 12th grade.

#### Expedited Local Partnership Program (ELPP)

The Expedited Local Partnership Program (ELPP) gives districts not yet participating in the Classroom Facilities Assistance Program the opportunity to move ahead with portions of their project that best fit the district's need at that time. Once a district enters CFAP, they receive credit toward their required local contribution for the work completed under ELPP.

#### Exceptional Needs Program (ENP)

The Exceptional Needs Program is a building replacement program that identifies facilities in most need of replacement from among the eligible applicants. Districts submit an application and go through a twostep ranking and evaluation process to determine priority. The program has a single-building orientation, so it will not necessarily fund a district's entire facility needs (though that may occur in some instances).



Toronto Jr/Sr High School, Toronto CSD (Jefferson)  
Photo credit: Lesko Architecture

## Programs (cont'd)

### Vocational Facilities Assistance Program (VFAP)

This program provides assistance to Joint Vocational School Districts (JVSDs) for the improvement of classroom facilities suitable to their vocational education programs.

### Vocational Facilities Assistance Expedited Local Partnership Program (VFAP-ELPP)

This program gives Joint Vocational School Districts the opportunity to move forward with facility improvements prior to their participation in the Vocational Facilities Assistance Program and receive state credit for qualifying expenditures. The program is similar to the Expedited Local Partnership program in other K-12 districts.

### Other Programs

In addition to the School Security Grant Program, the Commission provides assistance in other ways.

The Corrective Action Program is used to correct or remediate work found to be defective in or omitted from a facility constructed with OSFC assistance. The Commission also provides assistance to College Preparatory Boarding Schools and Regional STEM Schools under separate programs administered by the agency.

Full descriptions of OSFC programs and information materials may be found at <http://www.osfc.ohio.gov/>.





## Programs (cont'd)

### CULTURAL FACILITIES

The Cultural Facilities component of the Commission administers the planning, design, and construction of Ohio's cultural facilities through cooperation with nonprofit and local government project sponsors.

During FY 2014, the OFCC administered appropriations previously authorized through the Cultural Facilities Commission, whose duties were consolidated into the OFCC in the last biennial budget. The Commission, in the recently approved Capital Appropriations Bill, was assigned stewardship of nearly \$530 million in state capital appropriations for projects selected by the governor and the General Assembly to improve the state's science-technology centers, nonprofit theaters, museums, art education facilities, and historical sites.

The Commission's dual role is to ensure that state funds are invested in facilities that will present educational and tourism cultural programming to the public while at the same time provide technical guidance to add value to the projects. In accordance with our statutory charge, the Commission works to ensure that the facilities can be completed with the available resources, that the state's appropriations contribute to Ohio's tourism industry, educational infrastructure, and cultural heritage, and that projects being funded will operate for the benefit of the public into the future.



*National Museum of the Great Lakes at the Marina District Riverwalk (Toledo).*

## Programs (cont'd)

The **Expedited Local Partnership Program (ELPP)** allows school districts to fund a portion of their Master Facilities Plan through local monies prior to the time state funding becomes available through the Classroom Facilities Assistance Program (CFAP).

Once a district enters CFAP, they receive credit against their required local contribution for the work completed under ELPP.

Joint Vocational School Districts (VFAP) may participate in the VFAP ELPP program in a similar manner.

The 101 districts listed below have obtained funding for their projects and have either completed their work or are in the design or construction phase of the project. The 61 districts that have transitioned from ELPP to CFAP or VFAP ELPP to VFAP are in bold:

District	County	District	County
<b>District</b>	<b>County</b>	<b>District</b>	<b>County</b>
<b>Ada Local SD</b>	<b>Hardin</b>	<b>Garfield Heights City SD</b>	<b>Cuyahoga</b>
Amherst Ex Vill SD	Lorain	<b>Geneva Area City SD</b>	<b>Ashtabula</b>
<b>Ashtabula Area City SD</b>	<b>Ashtabula</b>	<b>Genoa Area Local SD</b>	<b>Ottawa</b>
Athens City SD	Athens	<b>Graham Local SD</b>	<b>Champaign</b>
<b>Barberton City SD</b>	<b>Summit</b>	<b>Green Local SD</b>	<b>Summit</b>
Bath Local SD	Allen	<b>Greeneview Local SD</b>	<b>Greene</b>
Berea City SD	Cuyahoga	<b>Hamilton City SD</b>	<b>Butler</b>
Bloom Carroll Local SD	Fairfield	<b>Hamilton Local SD</b>	<b>Franklin</b>
<b>Brookville Local SD</b>	<b>Montgomery</b>	Heath City SD	Licking
Buckeye Local SD	Medina	<b>Hillsboro City SD</b>	<b>Highland</b>
Canal Winchester Local SD	Franklin	Indian Lake Local SD	Logan
Cardinal Local SD	Geauga	<b>Jackson Center Local SD</b>	<b>Shelby</b>
Chillicothe City SD	Ross	Jackson-Milton Local SD	Mahoning
Clark-Shawnee Local SD	Clark	<b>Jonathan Alder Local SD</b>	<b>Madison</b>
<b>Clinton-Massie Local SD</b>	<b>Clinton</b>	<b>Kalida Local SD</b>	<b>Putnam</b>
Cloverleaf Local SD	Medina	<b>Keystone Local SD</b>	<b>Lorain</b>
<b>Colonel Crawford Local SD</b>	<b>Crawford</b>	Lake Local SD	Stark
Crestview Local SD	Columbiana	Lakewood City SD	Cuyahoga
<b>Dalton Local SD</b>	<b>Wayne</b>	<b>Lebanon City SD</b>	<b>Warren</b>
Delaware City SD	Delaware	<b>Leipsic Local SD</b>	<b>Putnam</b>
<b>Eaton Community City SD</b>	<b>Preble</b>	<b>Liberty Union-Thurston Local</b>	<b>Fairfield</b>
<b>Edgerton Local SD</b>	<b>Williams</b>	Licking Heights Local SD	Licking
Elida Local SD	Allen	<b>Logan-Hocking Local SD</b>	<b>Hocking</b>
Fairbanks Local SD	Union	<b>London City SD</b>	<b>Madison</b>
<b>Fairfield Union Local SD</b>	<b>Fairfield</b>	<b>Louisville City SD</b>	<b>Stark</b>
<b>Fredericktown Local SD</b>	<b>Knox</b>	<b>Madison Local SD</b>	<b>Butler</b>
Gahanna-Jefferson City SD	Franklin	Marietta City SD	Washington
<b>Galion City SD</b>	<b>Crawford</b>	Mason City SD	Warren
		<b>Miami East Local SD</b>	<b>Miami</b>



## Programs (cont'd)

District	County	District	County
Middletown City SD	Butler	Sheffield-Sheffield Lake City SD	Lorain
<b>Midview Local SD</b>	<b>Lorain</b>	Sidney City SD	Shelby
<b>Milford Ex. Village SD</b>	<b>Clermont</b>	Southwest Licking Local SD	Licking
<b>Minerva Local SD</b>	<b>Stark</b>	<b>Strasburg-Franklin Local SD</b>	<b>Tuscarawas</b>
Minster Local SD	Auglaize	<b>Streetsboro City SD</b>	<b>Portage</b>
<b>Mount Gilead Ex Vill SD</b>	<b>Morrow</b>	Strongsville City SD	Cuyahoga
Mount Vernon City SD	Knox	Swanton Local SD	Fulton
<b>New Knoxville Local SD</b>	<b>Auglaize</b>	<b>Talawanda City SD</b>	<b>Butler</b>
<b>Newark City SD</b>	<b>Licking</b>	Tallmadge City SD	Summit
Nordonia Hills City SD	Summit	<b>Teays Valley Local SD</b>	<b>Pickaway</b>
<b>North Baltimore Local SD</b>	<b>Wood</b>	<b>Tri-Valley Local SD</b>	<b>Muskingum</b>
North Fork Local SD	Licking	<b>Trotwood-Madison City SD</b>	<b>Montgomery</b>
<b>North Union Local SD</b>	<b>Union</b>	<b>Tuslaw Local SD</b>	<b>Stark</b>
Northeastern Local SD	Defiance	<b>Van Wert City SD</b>	<b>Van Wert</b>
<b>Northwest Local SD</b>	<b>Stark</b>	<b>Wapakoneta City SD</b>	<b>Auglaize</b>
<b>Orrville City SD</b>	<b>Wayne</b>	Warrensville Heights City SD	Cuyahoga
<b>Otsego Local SD</b>	<b>Wood</b>	West Clermont Local SD	Clermont
<b>Ottawa-Glandorf Local SD</b>	<b>Putnam</b>	<b>West Muskingum Local SD</b>	<b>Muskingum</b>
<b>Pickerington Local SD</b>	<b>Fairfield</b>	<b>Zanesville City SD</b>	<b>Muskingum</b>
<b>Pike-Delta-York Local SD</b>	<b>Fulton</b>		
Pleasant Local SD	Marion		
<b>Reynoldsburg City SD</b>	<b>Franklin</b>		
<b>Rittman Ex Vill SD</b>	<b>Wayne</b>		
<b>Ross Local SD</b>	<b>Butler</b>		
<b>Russia Local SD</b>	<b>Shelby</b>		

## School Security Grant Program

The **School Security Grant Program**, administered by the Ohio School Facilities Commission (OSFC), was established through HB 59, the biennial budget bill. The program provides for specific security enhancements at main entrances and the purchase of emergency communications systems.

The program was very popular with school districts, and the program's entire \$12 million in grants was committed by April 2014. In June 2014, the General Assembly appropriated over \$17 million (HB 487) to the OSFC for a second round of funding, expanding the School Security Grant Program to nonpublic (private, parochial, chartered) schools.



## Ohio School Design Manual

The **Ohio School Design Manual (OSDM)** is an extensive document that sets construction standards for all Commission-funded projects. Its goal is to ensure statewide equity and quality for school facilities as required by Section 3318.091 of the Ohio Revised Code.

The design manual sets necessary minimum standards of quality for the state's educational facilities and provides a flexible set of guidelines to serve the diverse needs of local school communities and the children they serve.

The OSDM is updated annually to accommodate current needs, new products, changes in the construction industry and changes in teaching methods. In preparation for these changes, input from designers, construction managers, and nationally recognized educational planners was collected, discussed, and considered.

Changes this year have focused on the creation of an Educational Facility Planning Guide, which blends the High-Performance Learning Environments section with the OSDM planning sections.

This year's update includes a separate volume, titled "Educational Facility Planning Guide," which is a stand-alone guide for facility planning in Ohio school districts. This guide begins the exciting process of developing learning facilities that respond to the needs of learners. It incorporates the development and outcome of the district's vision into the design process, which will reinforce transformation to learner-centered facilities. This separate volume provides school districts with the planning tools required for a facility project in a more condensed format.

## Construction Delivery Methods

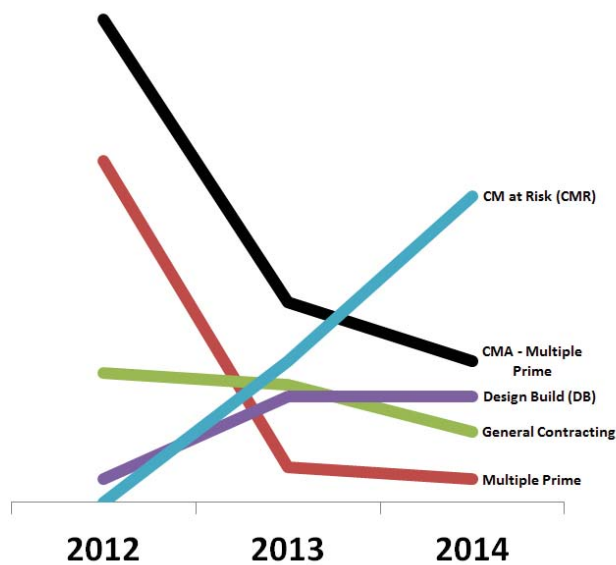
As of July 1, 2014, new projects administered by the OFCC saw a significant increase in the use of new administration delivery methods.

Of the 55 new projects bid during the fiscal year, 74% were bid under the three new methods [Construction Manager at Risk

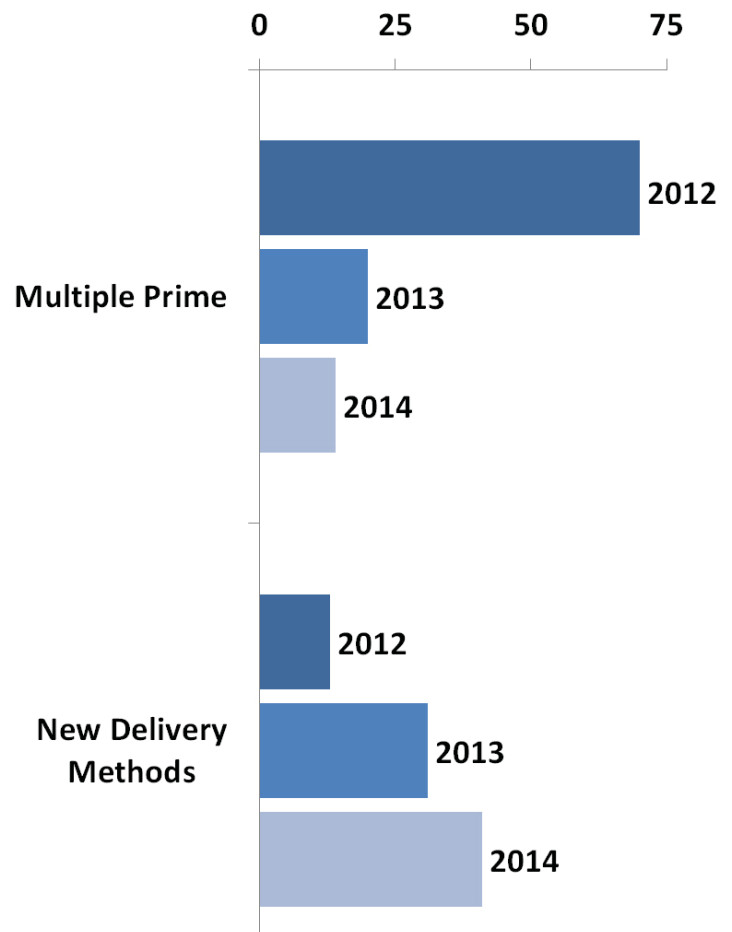
(CMR), Design-Build (DB), and General Contracting (GC)] allowed for public owners under the 2012 Construction Reform Initiative.

The attached chart shows the breakdown of the choices. Current trends indicate continued growth in the use of the new methods.

**Number of Projects:  
By Delivery Method**



**Number of Projects:  
Use of Multiple Prime & New Delivery Methods**



## Bid Express

During FY 2014, OFCC implemented a new online bidding system to serve as a vehicle for submitting and processing sealed bids for OFCC-administered capital construction projects. The system, called Bid Express, allows contractors to submit bids through a secure website. The software includes a check for errors and completeness of the bid. At bid opening time, the system unlocks the bids and allows the agency staff to review the tabulated bids, with the results available on the website soon after the bid deadline.

During the fiscal year, OFCC conducted 74 electronic bid openings that yielded 386 bids from more than 200 different bidders, with a base value of nearly \$210 million. Collectively, the bids came in more than 10 percent under estimates.

Online training sessions, as well as a customer service help center, are available to help contractors navigate the process of online bidding. Based on OFCC's success with the system, several state agencies and universities have begun implementation of Bid Express for their locally administered projects.



*Northeast Ohio Medical University (NEOMED), Research and Graduate Education Complex, Rootstown, OH. Photo credit: Ellenzweig*

# Energy Services

## Energy Services

The Energy Services section provides clients with energy engineering and design services, as well as energy auditing and contracting opportunities for the cost-effective, efficient use of energy for state government facilities and operations.

## Green Schools

Through its Green Schools program, Ohio is a nationwide leader in the construction and renovation of environmentally friendly school buildings. The Green Schools program at OSFC has been in existence since September 2007, when the Commission adopted LEED for Schools® as the standard for K-12 school projects.

The LEED for Schools Rating System is a comprehensive tool that incorporates design and construction practices including classroom acoustics, indoor air quality, selection of building materials, and energy efficiency. LEED for Schools certification provides parents, teachers, and the community with a report card for their school buildings, verifying that the schools have been built to meet a high level of energy and environmental performance.

Schools in districts that were approved for OSFC funding after September 2007 are being designed to meet at least LEED Silver Certification, with a goal of meeting the LEED Gold level.

During FY 2014, OSFC registered 28 new projects and attained certification on 66 projects. At the end of FY 2014, Ohio continued to lead the nation with 147 LEED-certified projects and 330 LEED-registered projects.

Beginning in January 2014, the OSFC energy staff met with private industry partners three times in FY 2014 as part of an Ohio Energy Services Coalition, and plans to continue these meetings quarterly. The purpose of these meetings is to work collaboratively to educate customers, define best practices, and expand energy-saving opportunities in Ohio by making the guidelines of the programs fair, effective, clear, and simple. The group worked together to update the law in FY 2014 to define

an effective annual savings report format, and a competitive selection process for K-12 school energy performance contracts.

## Energy Conservation Financing Program for Schools

This program, commonly referred to as “House Bill 264” in reference to the legislation that created it in 1986, allows K-12 school districts to borrow money to make energy-saving facilities improvements. The cost of the improvements may not exceed the savings in energy, operating, and maintenance costs over a 15-year period. This program does not involve state funds.

The Commission performs technical reviews on these projects to ensure that the proposed project design is capable of generating adequate savings. It continues to be an extremely popular program with Ohio’s school districts. During FY 2014, 30 districts were approved for projects. The \$54,024,527 in construction and renovation work is expected to result in \$3,925,912 in savings each year for the life of the projects, typically 15 years.

## Energy Conservation Financing Program for State Agencies

This program allows state agencies to make self-financed, energy-saving facility improvements, similar to the HB 264 Program. The Commission has a more comprehensive role on these projects, performing the initial project assessment, selecting a design-build contractor, monitoring construction, and verifying savings. Since the program was established in 1998, it has provided an estimated \$36 million in utility cost savings for state agencies.



## K-12 Projects Completed FY 2014

District	County	Program	Year Funded Costs	Total Master Facilities Plan	State Share
Brookfield Local SD	Trumbull	CFAP	2007	\$34,851,549.00	64%
Cedar Cliff Local SD	Greene	CFAP	2008	\$21,750,655.17	52%
Geneva Area City SD	Ashtabula	Multiple	2006	\$72,610,487.00	73%
Hubbard EVSD	Trumbull	CFAP	2006	\$56,805,430.00	68%
Maple Heights City SD	Cuyahoga	CFAP	2007	\$109,121,915.00	51%
Newark City SD	Licking	Multiple	2007	\$144,209,701.00	51%
Northwestern Local SD	Clark	CFAP	2009	\$51,345,655.00	45%
Norwayne Local SD	Wayne	CFAP	2006	\$30,100,236.00	67%
Orrville City SD	Wayne	Multiple	2009	\$46,463,568.00	39%
Reynoldsburg City SD	Franklin	Multiple	2007	\$88,239,580.00	58%
Rittman EVSD	Wayne	Multiple	2007	\$27,671,027.00	64%
Strasburg-Franklin Local SD	Tuscarawas	Multiple	2007	\$19,533,595.00	62%



Hatton Community Learning Center, Akron CSD (Summit)  
Photo credit: GPD Group

## Agency & Higher Education Projects Completed FY 2014

Agency	County	Project	Budget Initial (Approved)	New Stage Designation
Attorney General	Madison	London Interior Renovations	\$295,150.00	Completed
Attorney General	Madison	London Interior Renovations - Tactical Training Center	\$92,360.00	Completed
Belmont Technical College	Belmont	BTC Parking Lot & Drives	\$560,000.00	Completed
Bureau of Workers' Compensation	Franklin	15th floor Halon Replacement	\$398,725.00	Completed
Columbus State Community College	Franklin	ERC Renovation (Columbus Hall)	\$5,400,000.00	Completed
Department of Administrative Services	Franklin	North High Complex - Phase 4	\$16,000,000.00	Completed
Department of Commerce	Licking	Main Power Line Replacement	\$676,800.00	Completed
Department of Commerce	Licking	Bldg. A Renovation and Site Infrastructure	\$2,000,000.00	Completed
Department of Mental Health	Summit	Northcoast Behavioral Healthcare	\$1,343,750.00	Completed
Department of Natural Resources	Cuyahoga	Bike Trail Report	\$1,001,000.00	Completed
Department of Public Safety	Franklin	ODPS Data Center Improvements	\$515,179.70	Completed
Department of Public Safety	Franklin	ODPS - EOC Reorganization	\$1,643,003.10	Completed
Department of Transportation	Jefferson	Jefferson County Maintenance Facility	\$4,703,171.00	Completed
Department of Transportation	Franklin	Statewide Facility Assessments	\$279,000.00	Completed
Department of Transportation	Ottawa	Rest Area Renovations	\$6,329,229.15	Completed
Department of Transportation	Ottawa	Rest Area Renovations	\$6,329,229.15	Completed
Department of Transportation	Mahoning	North Lima Outpost	\$1,800,000.00	Completed
Department of Transportation	Muskingum	Dresden Outpost	\$3,141,050.00	Completed
Department of Veteran Services	Erie	OVH Cemetary	\$718,000.00	Completed
Department of Youth Services	Cuyahoga	Classroom Addition	\$5,674,084.00	Completed
Department of Youth Services	Cuyahoga	New Greenhouse	\$366,228.30	Completed
Department of Youth Services	Stark	Interior Renovation Phase 3	\$7,860,596.15	Completed
Exposition Commission	Franklin	Miscellaneous Improvements - Ohio Expo Center	\$2,328,122.40	Completed
Ohio University	Athens	Scripps College of Communication - Phase 1	\$19,000,000.00	Completed
Rehabilitation and Correction	Warren	HVAC Upgrade 2010 - Warren Correctional	\$2,500,000.00	Completed
Rehabilitation and Correction	Pickaway	Roof Replacement - CRC	\$2,609,268.10	Completed
Rehabilitation and Correction	Lorain	Medical-Dental Addition - LorCI	\$1,723,110.61	Completed
Supreme Court of Ohio	Franklin	UST Monitoring Project	\$150,000.00	Completed
Terra State Community College	Sandusky	Utility Line Project	\$218,340.84	Completed

## K-12 Project Status

During FY 2014, the Ohio School Facilities Commission (OSFC) approved more than \$322 million in state funding for school construction projects in 17 school districts across Ohio. Combined with \$350 million in local funding, these projects represent more than \$673 million in construction and renovation work.

School districts must raise their local share of the project budget within 13 months before the state funding can be released. Districts that are unable to acquire their funding in that period are considered “lapsed” but can still participate in OSFC programs once they obtain local funding.

District	County	Program	Year Funded	Status	Total Master Facility Plan Costs	State Share	Buildings in Design	Buildings Under Construction	Buildings Complete
Ada EVSD	Hardin	Multiple	2005	All Buildings Complete	\$22,272,357.00	73%	0	0	1
Adena Local SD	Ross	CFAP	1998	All Buildings Complete	\$25,145,841.00	89%	0	0	1
Akron City SD	Summit	CFAP	2002	Funded, Not Complete	\$564,105,924.00	59%	1	3	25
Alexander Local SD	Athens	ENP	2000	All Buildings Complete	\$28,879,040.00	73%	0	0	1
Allen East Local SD	Allen	CFAP	2003	All Buildings Complete	\$27,746,189.61	79%	0	0	1
Alliance City SD	Stark	CFAP	1999	All Buildings Complete	\$61,423,828.70	84%	0	0	6
Amanda-Clearcreek Local SD	Fairfield	CFAP	1999	All Buildings Complete	\$37,347,563.00	85%	0	0	2
Ansonia Local SD	Darke	ENP	1999	All Buildings Complete	\$13,394,022.00	80%	0	0	1
Antwerp Local SD	Paulding	CFAP	2000	All Buildings Complete	\$20,380,036.00	84%	0	0	1
Arcanum Butler Local SD	Darke	CFAP	2007	All Buildings Complete	\$29,594,284.00	64%	0	0	1
Ashtabula Area City SD	Ashtabula	Multiple	2005	Funded, Not Complete	\$105,588,543.00	70%	0	0	6
Austintown Local SD	Mahoning	CFAP	2009	Funded, Not Complete	\$50,343,583.00	47%	0	2	0
Barberton City SD	Summit	Multiple	2007	Funded, Not Complete	\$76,114,103.00	60%	0	2	2
Barnesville EVSD	Belmont	CFAP	1998	All Buildings Complete	\$20,246,346.80	83%	0	0	3
Bellaire City SD	Belmont	CFAP	1998	All Buildings Complete	\$31,343,452.00	87%	0	0	3
Bellefontaine City SD	Logan	CFAP	2009	Funded, Not Complete	\$35,003,787.00	61%	0	2	0
Bellevue City SD	Huron	CFAP	2009	Funded, Not Complete	\$38,382,138.00	41%	0	2	0
Bethel-Tate Local SD	Clermont	CFAP	1999	All Buildings Complete	\$27,859,217.00	82%	0	0	4
Bettsville Local SD	Seneca	CFAP	1999	All Buildings Complete	\$5,226,375.29	85%	0	0	1
Blanchester Local SD	Clinton	CFAP	1999	All Buildings Complete	\$32,062,813.72	84%	0	0	3
Bloom-Vernon Local SD	Scioto	CFAP	1997	All Buildings Complete	\$19,327,504.00	88%	0	0	2
Botkins Local SD	Shelby	CFAP	2011	Funded, Not Complete	\$23,298,556.00	75%	1	0	0
Bradford EVSD	Miami	CFAP	1998	All Buildings Complete	\$16,329,471.00	91%	0	0	1
Bridgeport EVSD	Belmont	CFAP	2003	All Buildings Complete	\$19,357,563.27	80%	0	0	1
Bright Local SD	Highland	CFAP	1997	All Buildings Complete	\$18,639,879.31	94%	0	0	2
Bristol Local SD	Trumbull	Multiple	1997	Funded, Not Complete	\$9,890,019.00	71%	0	0	3
Brookfield Local SD	Trumbull	CFAP	2007	Funded, Not Complete	\$34,851,549.00	64%	0	0	1
Brookville Local SD	Montgomery	Multiple	2008	All Buildings Complete	\$34,806,729.00	43%	0	0	2
Buckeye Central Local SD	Crawford	CFAP	2006	All Buildings Complete	\$16,061,782.00	80%	0	0	1
Bucyrus City SD	Crawford	CFAP	2005	All Buildings Complete	\$33,481,802.86	72%	0	0	2
Cambridge City SD	Guernsey	CFAP	1999	All Buildings Complete	\$50,692,280.00	84%	0	0	5
Campbell City SD	Mahoning	CFAP	1999	All Buildings Complete	\$31,746,656.00	90%	0	0	2
Canton City SD	Stark	CFAP	1999	All Buildings Complete	\$161,214,529.00	77%	0	0	18
Cardington-Lincoln Local SD	Morrow	CFAP	2002	All Buildings Complete	\$24,964,289.51	87%	0	0	3
Carey EVSD	Wyandot	CFAP	2013	Funded, Not Complete	\$31,087,899.00	70%	1	0	0

## K-12 Project Status (cont'd)

District	County	Program	Year Funded	Status	Total Master Facility Plan Costs	State Share	Buildings in Design	Buildings Under Construction	Buildings Complete
Cedar Cliff Local SD	Greene	CFAP	2008	All Buildings Complete	\$21,750,655.17	52%			1
Centerburg Local SD	Knox	CFAP	2000	All Buildings Complete	\$23,407,528.00	80%			2
Central Local SD	Defiance	Multiple	1999	Funded, Not Complete	\$9,754,390.77	72%	0	0	1
Chesapeake Union EVSD	Lawrence	CFAP	1998	All Buildings Complete	\$22,142,650.52	82%			3
Cincinnati City SD	Hamilton	CFAP	2002	Funded, Not Complete	\$915,945,589.00	23%	0	1	49
Circleville City SD	Pickaway	CFAP	2009	Funded, Not Complete	\$65,375,214.00	42%	0	1	2
Clay Local SD	Scioto	CFAP	2008	All Buildings Complete	\$22,822,331.00	81%			1
Claymont City SD	Tuscarawas	CFAP	1997	All Buildings Complete	\$30,537,414.25	100%			5
Clearview Local SD	Lorain	CFAP	2000	All Buildings Complete	\$25,516,809.00	82%			3
Cleveland Municipal SD	Cuyahoga	CFAP	2002	Funded, Not Complete	\$1,506,370,354.00	68%	0	3	43
Clinton-Massie Local SD	Clinton	Multiple	2006	All Buildings Complete	\$48,332,140.70	74%			3
Clyde-Green Springs EVSD	Sandusky	CFAP	2007	All Buildings Complete	\$48,590,806.60	66%			4
Coldwater EVSD	Mercer	CFAP	2002	All Buildings Complete	\$24,458,096.91	79%			1
Colonel Crawford Local SD	Crawford	Multiple	2013	Funded, Not Complete	\$20,804,218.00	31%	1	0	0
Columbus City SD	Franklin	CFAP	2002	Funded, Not Complete	\$1,337,758,703.00	30%	3	1	41
Columbus Grove Local SD	Putnam	CFAP	2006	Funded, Not Complete	\$25,883,861.00	68%	0	0	1
Conneaut Area City SD	Ashtabula	CFAP	1999	All Buildings Complete	\$45,364,095.37	84%			4
Continental Local SD	Putnam	CFAP	1998	All Buildings Complete	\$15,366,707.60	89%			2
Cory-Rawson Local SD	Hancock	CFAP	2009	Funded, Not Complete	\$13,099,790.00	52%	0	0	1
Coshocton City SD	Coshocton	CFAP	2009	Funded, Not Complete	\$24,078,445.00	67%	0	0	1
Coventry Local SD	Summit	CFAP	2012	Funded, Not Complete	\$30,083,556.00	37%	1	0	0
Covington EVSD	Miami	CFAP	2013	Funded, Not Complete	\$18,543,876.00	58%	1	0	0
Crestline EVSD	Crawford	CFAP	2008	All Buildings Complete	\$24,782,877.00	60%			1
Crestview Local SD	Richland	CFAP	2002	All Buildings Complete	\$17,995,421.73	89%			3
Crestview Local SD	Van Wert	CFAP	2007	All Buildings Complete	\$11,835,182.00	79%			1
Crestwood Local SD	Portage	Multiple	2000	Funded, Not Complete	\$19,499,461.92	57%	0	0	2
Crooksville EVSD	Perry	CFAP	1999	All Buildings Complete	\$7,399,867.32	82%			2
Dalton Local SD	Wayne	Multiple	2012	Funded, Not Complete	\$19,683,312.00	35%	0	1	0
Danville Local SD	Knox	CFAP	1999	All Buildings Complete	\$8,830,887.31	80%			1
Dawson-Bryant Local SD	Lawrence	CFAP	2001	All Buildings Complete	\$19,585,708.00	98%			2
Dayton City SD	Montgomery	CFAP	2002	All Buildings Complete	\$488,213,839.00	61%			26
Defiance City SD	Defiance	Multiple	2005	Funded, Not Complete	\$55,784,080.00	59%	2	0	1
East Cleveland City SD	Cuyahoga	CFAP	1997	All Buildings Complete	\$104,211,164.00	90%			7
East Guernsey Local SD	Guernsey	CFAP	2001	All Buildings Complete	\$22,162,677.00	87%			2
East Liverpool City SD	Columbiana	CFAP	2002	All Buildings Complete	\$43,648,423.00	87%			3
East Muskingum Local SD	Muskingum	CFAP	2000	All Buildings Complete	\$28,985,404.91	74%			4
East Palestine City SD	Columbiana	CFAP	1999	All Buildings Complete	\$15,045,923.00	91%			2
Eastern Local SD	Brown	CFAP	2005	All Buildings Complete	\$37,096,087.00	86%			4
Eastern Local SD	Pike	CFAP	1997	All Buildings Complete	\$25,193,145.31	92%			1
Eaton Community City SD	Preble	Multiple	2009	Funded, Not Complete	\$56,381,310.00	43%	0	0	3
Edgerton Local SD	Williams	Multiple	2008	All Buildings Complete	\$18,664,408.00	59%			2
Edgewood City SD	Butler	CFAP	2008	Funded, Not Complete	\$42,146,325.00	51%	0	0	1
Edon-Northwest Local SD	Williams	CFAP	2000	All Buildings Complete	\$18,161,819.16	81%			1

## K-12 Project Status (cont'd)

District	County	Program	Year Funded	Status	Total Master Facility Plan Costs	State Share	Buildings in Design	Buildings Under Construction	Buildings Complete
Elgin Local SD	Marion	CFAP	2009	Funded, Not Complete	\$35,899,887.00	56%	0	0	1
Elmwood Local SD	Wood	CFAP	2000	All Buildings Complete	\$27,807,863.24	80%			1
Elyria City SD	Lorain	Multiple	2011	Funded, Not Complete	\$57,059,562.00	39%	0	0	1
Euclid City SD	Cuyahoga	CFAP	2009	Funded, Not Complete	\$60,330,934.00	41%	0	0	4
Evergreen Local SD	Fulton	ENP	2001	All Buildings Complete	\$24,085,135.61	49%			2
Fairfield City SD	Butler	CFAP	2013	Funded, Not Complete	\$73,120,019.00	26%			
Fairfield Local SD	Highland	CFAP	1998	All Buildings Complete	\$18,071,618.33	90%			1
Fairfield Union Local SD	Fairfield	Multiple	2005	All Buildings Complete	\$59,236,105.00	72%			4
Fairland Local SD	Lawrence	CFAP	1998	All Buildings Complete	\$36,131,866.00	84%			4
Fairlawn Local SD	Shelby	CFAP	2006	All Buildings Complete	\$17,965,830.10	85%			1
Fairless Local SD	Stark	Multiple	2004	Funded, Not Complete	\$27,201,509.00	88%	0	0	2
Fayette Local SD	Fulton	ENP	2003	All Buildings Complete	\$16,573,157.00	81%			1
Fayetteville-Perry Local SD	Brown	CFAP	2005	All Buildings Complete	\$19,376,930.39	84%			2
Federal Hocking Local SD	Athens	Multiple	2004	Funded, Not Complete	\$846,484.86	67%			
Felicity-Franklin Local SD	Clermont	CFAP	2001	All Buildings Complete	\$15,395,811.93	91%			1
Findlay City SD	Hancock	ENP	2008	Funded, Not Complete	\$57,532,766.00	32%	0	0	3
Fort Loramie Local SD	Shelby	CFAP	2006	All Buildings Complete	\$15,395,082.00	69%			2
Fort Recovery Local SD	Mercer	Multiple	1997	Funded, Not Complete	\$16,716,548.00	80%	0	0	2
Franklin Local SD	Muskingum	CFAP	2003	All Buildings Complete	\$32,730,081.05	91%			5
Franklin-Monroe Local SD	Darke	CFAP	2008	All Buildings Complete	\$24,812,909.00	83%			1
Fredericktown Local SD	Knox	Multiple	2005	All Buildings Complete	\$26,872,184.00	71%			1
Fremont City SD	Sandusky	ENP	2008	Funded, Not Complete	\$27,403,497.00	32%	0	0	1
Frontier Local SD	Washington	CFAP	1998	All Buildings Complete	\$24,416,692.00	89%			3
Galion City SD	Crawford	Multiple	2004	All Buildings Complete	\$54,365,919.06	76%			4
Gallia-Jackson-Vinton JVSD		VFAP	2006	All Buildings Complete	\$16,011,381.81	75%			1
Gallipolis City SD	Gallia	Multiple	2005	All Buildings Complete	\$54,229,668.00	66%			5
Garaway Local SD	Tuscarawas	ENP	2012	Funded, Not Complete	\$38,195,931.00	26%			
Garfield Heights City SD	Cuyahoga	Multiple	2009	Funded, Not Complete	\$65,180,987.00	26%			3
Geneva Area City SD	Ashtabula	Multiple	2006	All Buildings Complete	\$72,610,487.00	73%			5
Genoa Area Local SD	Ottawa	Multiple	2008	Funded, Not Complete	\$37,708,244.00	58%	0	0	2
Georgetown EVSD	Brown	CFAP	2003	All Buildings Complete	\$22,458,022.84	78%			2
Gibsonburg EVSD	Sandusky	CFAP	2000	All Buildings Complete	\$23,984,194.52	79%			2
Girard City SD	Trumbull	Multiple	2000	All Buildings Complete	\$53,461,193.00	80%			2
Goshen Local SD	Clermont	CFAP	1999	All Buildings Complete	\$40,306,093.92	79%			5
Graham Local SD	Champaign	Multiple	2007	All Buildings Complete	\$35,170,208.99	56%			3
Grand Valley Local SD	Ashtabula	ENP	2001	All Buildings Complete	\$37,244,633.00	65%			1
Green Local SD	Wayne	CFAP	2009	Funded, Not Complete	\$32,923,190.00	65%	0	1	0
Greeneview Local SD	Greene	Multiple	2008	Funded, Not Complete	\$28,197,549.00	62%	0	0	2
Greenfield EVSD	Highland	CFAP	1997	All Buildings Complete	\$31,945,785.00	87%			5
Greenville City SD	Darke	Multiple	2013	Funded, Not Complete	\$45,344,484.00	42%	1	0	0
Groveport Madison Local SD	Franklin	CFAP		Funded, Not Complete	\$53,369,742.00	53%			



## K-12 Project Status (cont'd)

District	County	Program	Year Funded	Status	Total Master Facility Plan Costs	State Share	Buildings in Design	Buildings Under Construction	Buildings Complete
Hamilton City SD	Butler	Multiple	2007	All Buildings Complete	\$211,732,520.00	59%			11
Hamilton Local SD	Franklin	Multiple	2005	All Buildings Complete	\$64,878,803.00	68%			4
Hardin Northern Local SD	Hardin	CFAP	2007	All Buildings Complete	\$12,643,985.00	73%			1
Hardin-Houston Local SD	Shelby	CFAP	2007	All Buildings Complete	\$23,024,191.00	60%			1
Hicksville EVSD	Defiance	CFAP	2005	All Buildings Complete	\$25,346,436.25	73%			1
Highland Local SD	Morrow	CFAP	2007	All Buildings Complete	\$47,798,253.00	75%			3
Hillsboro City SD	Highland	Multiple	2005	All Buildings Complete	\$48,558,357.51	77%			2
Holgate Local SD	Henry	CFAP	2001	All Buildings Complete	\$20,557,387.86	82%			1
Hopewell-Loudon Local SD	Seneca	CFAP	2009	All Buildings Complete	\$2,742,361.00	49%			1
Hubbard EVSD	Trumbull	CFAP	2006	All Buildings Complete	\$56,805,430.00	68%			1
Huber Heights City SD	Montgomery	CFAP	2008	All Buildings Complete	\$157,059,250.00	52%			7
Huntington Local SD	Ross	CFAP	1997	All Buildings Complete	\$9,986,696.32	87%			1
Indian Creek Local SD	Jefferson	Multiple	2010	Funded, Not Complete	\$15,953,174.00	32%	0	0	1
Indian Valley Local SD	Tuscarawas	CFAP	2004	All Buildings Complete	\$42,443,233.91	79%			4
Ironton City SD	Lawrence	CFAP	2005	All Buildings Complete	\$47,030,110.00	73%			2
Jackson City SD	Jackson	CFAP	2001	All Buildings Complete	\$68,107,892.01	79%			5
Jefferson Area Local SD	Ashtabula	Multiple	2004	All Buildings Complete	\$51,718,949.00	68%			3
Jefferson Local SD	Madison	ENP	2003	All Buildings Complete	\$25,865,242.00	48%			2
Jennings Local SD	Putnam	CFAP	2000	All Buildings Complete	\$15,577,405.77	83%			1
Johnstown-Monroe Local SD	Licking	CFAP	2014	Funded, Not Complete	\$49,722,613.00	32%			
Jonathan Alder Local SD	Madison	Multiple	2008	Funded, Not Complete	\$50,408,346.00	54%	0	0	4
Joseph Badger Local SD	Trumbull	ENP	2002	All Buildings Complete	\$28,989,443.55	73%			1
Kalida Local SD	Putnam	Multiple	2007	All Buildings Complete	\$16,888,635.85	75%			1
Kenton City SD	Hardin	CFAP	2011	Funded, Not Complete	\$26,414,629.00	65%	0	1	0
Keystone Local SD	Lorain	Multiple	2012	Funded, Not Complete	\$46,291,256.00	22%	0	1	2
Knox County JVSD		VFAP	2006	All Buildings Complete	\$16,061,782.00				1
La Brae Local SD	Trumbull	Multiple	2001	Funded, Not Complete	\$28,739,711.00	69%	0	0	
Lakewood City SD	Cuyahoga	Multiple	2013	Funded, Not Complete	\$112,400,694.00	45%			
Lakota Local SD	Sandusky	ENP	2007	All Buildings Complete	\$28,928,094.00	58%			1
Lancaster City SD	Fairfield	ENP	2012	Funded, Not Complete	\$81,026,341.00	35%	2	3	0
Lawrence County JVSD		VFAP	2009	Funded, Not Complete	\$20,527,119.00	75%	0	1	0
Lebanon City SD	Warren	Multiple	2012	Funded, Not Complete	\$121,917,478.00	37%	5	0	1
Leetonia EVSD	Columbiana	CFAP	1998	All Buildings Complete	\$19,891,999.89	91%			1
Leipsic Local SD	Putnam	Multiple	2008	All Buildings Complete	\$23,118,109.00	65%			1
Liberty Center Local SD	Henry	CFAP	2014	Funded, Not Complete	\$36,539,610.00	64%	1	0	0
Liberty Union-Thurston LSD	Fairfield	Multiple	2007	All Buildings Complete	\$24,197,954.00	60%			3
Licking Valley Local SD	Licking	CFAP	2004	All Buildings Complete	\$27,436,234.55	78%			3
Lima City SD	Allen	CFAP	1999	All Buildings Complete	\$104,029,247.00	89%			9
Lincolnvew Local SD	Van Wert	CFAP	2005	All Buildings Complete	\$17,375,781.00	71%			1
Lisbon EVSD	Columbiana	CFAP	2002	All Buildings Complete	\$15,089,016.69	85%			2

## K-12 Project Status (cont'd)

District	County	Program	Year Funded	Status	Total Master Facility Plan Costs	State Share	Buildings in Design	Buildings Under Construction	Buildings Complete
Logan-Hocking Local SD	Hocking	Multiple	2004	All Buildings Complete	\$90,676,961.00	71%			8
London City SD	Madison	Multiple	2008	All Buildings Complete	\$50,286,751.00	46%			3
Lorain City SD	Lorain	CFAP	2001	Funded, Not Complete	\$216,284,880.00	81%	1	0	13
Louisville City SD	Stark	Multiple	2008	All Buildings Complete	\$72,594,443.00	52%			4
Lowellville Local SD	Mahoning	CFAP	1999	All Buildings Complete	\$14,957,182.82	84%			1
Lynchburg-Clay Local SD	Highland	CFAP	1997	All Buildings Complete	\$25,962,167.55	90%			3
Mad River Local SD	Montgomery	CFAP	2001	All Buildings Complete	\$84,942,644.30	80%			7
Madison Local SD	Butler	Multiple	2007	All Buildings Complete	\$30,208,009.18	57%			2
Madison Local SD	Lake	CFAP	2007	Funded, Not Complete	\$77,425,786.00	60%			2
Madison Local SD	Richland	CFAP	2009	Funded, Not Complete	\$26,492,038.00	42%	0	0	1
Mansfield City SD	Richland	Multiple	1999	Funded, Not Complete	\$41,497,933.00	70%	0	0	1
Maple Heights City SD	Cuyahoga	CFAP	2007	All Buildings Complete	\$109,121,915.00	51%			5
Mapleton Local SD	Ashland	CFAP	2000	All Buildings Complete	\$22,527,281.00	79%			2
Maplewood Local SD	Trumbull	CFAP	1999	All Buildings Complete	\$25,729,041.00	88%			3
Marion City SD	Marion	CFAP	1999	All Buildings Complete	\$96,198,689.80	83%			8
Marion Local SD	Mercer	CFAP	1999	All Buildings Complete	\$9,477,927.66	84%			2
Martins Ferry City SD	Belmont	CFAP	2004	All Buildings Complete	\$37,585,202.00	76%			2
Massillon City SD	Stark	Multiple	2014	Funded, Not Complete	\$28,609,749.00	64%	0	0	1
Maysville Local SD	Muskingum	CFAP	1998	All Buildings Complete	\$36,862,922.79	87%			2
McDonald Local SD	Trumbull	CFAP	1999	All Buildings Complete	\$17,951,947.00	88%			2
Mechanicsburg EVSD	Champaign	CFAP	2003	All Buildings Complete	\$21,891,003.37	78%			1
Meigs Local SD	Meigs	CFAP	1999	All Buildings Complete	\$33,182,763.00	82%			4
Miami East Local SD	Miami	Multiple	2008	All Buildings Complete	\$26,902,943.00	42%			2
Miami Trace Local SD	Fayette	Multiple	2005	Funded, Not Complete	\$42,558,944.00	46%	0	0	2
Mid-East Ohio JVSD		Multiple	2009	Funded, Not Complete	\$32,731,943.00	69%	0	1	0
Midview Local SD	Lorain	Multiple	2008	Funded, Not Complete	\$39,910,719.00	45%	0	0	4
Milford EVSD	Clermont	Multiple	2013	Funded, Not Complete	\$95,054,312.00	27%	2	0	4
Millcreek-West Unity Local SD	Williams	CFAP	2004	All Buildings Complete	\$19,003,031.96	67%			1
Miller City-New Cleveland LSD	Putnam	CFAP	1999	All Buildings Complete	\$14,018,132.06	85%			1
Milton-Union EVSD	Miami	CFAP	2008	All Buildings Complete	\$42,507,046.00	56%			1
Minerva Local SD	Stark	Multiple	2005	All Buildings Complete	\$41,850,904.34	68%			3
Minford Local SD	Scioto	CFAP	1997	All Buildings Complete	\$36,406,407.00	94%			2
Mississinawa Valley Local SD	Darke	CFAP	1999	All Buildings Complete	\$16,135,822.00	86%			1
Mohawk Local SD	Wyandot	CFAP	2003	All Buildings Complete	\$27,877,140.00	75%			1
Montpelier EVSD	Williams	CFAP	2002	All Buildings Complete	\$26,216,846.89	80%			1
Morgan Local SD	Morgan	Multiple	1999	All Buildings Complete	\$50,930,283.00	81%			5
Mount Gilead EVSD	Morrow	Multiple	2006	All Buildings Complete	\$30,667,275.00	61%			2
Mount Healthy City SD	Hamilton	CFAP	2006	All Buildings Complete	\$80,654,930.00	71%			3
Napoleon City SD	Henry	CFAP	2011	Funded, Not Complete	\$45,938,772.00	38%	0	2	0
National Trail Local SD	Preble	CFAP	2012	Funded, Not Complete	\$1,000,000.00	64%	0	0	1
Nelsonville-York City SD	Athens	CFAP	2004	All Buildings Complete	\$24,867,063.00	86%			1
New Boston Local SD	Scioto	CFAP	2008	All Buildings Complete	\$19,200,238.00	88%			1
New Knoxville Local SD	Auglaize	Multiple	2005	All Buildings Complete	\$8,507,310.00	71%			1

## K-12 Project Status (cont'd)

District	County	Program	Year Funded	Status	Total Master Facility Plan Costs	State Share	Buildings in Design	Buildings Under Construction	Buildings Complete
New Lebanon Local SD	Montgomery	CFAP	2000	All Buildings Complete	\$31,373,976.56	81%			3
New Lexington City SD	Perry	CFAP	1998	All Buildings Complete	\$33,184,143.66	88%			4
New London Local SD	Huron	CFAP	1998	All Buildings Complete	\$22,409,255.65	85%			1
New Miami Local SD	Butler	CFAP	1999	All Buildings Complete	\$12,744,851.62	81%			1
New Riegel Local SD	Seneca	CFAP	1999	All Buildings Complete	\$12,469,834.81	89%			1
Newark City SD	Licking	Multiple	2007	All Buildings Complete	\$144,209,701.00	51%			11
Newcomerstown EVSD	Tuscarawas	CFAP	1999	All Buildings Complete	\$16,517,271.00	80%			3
Newton Falls EVSD	Trumbull	CFAP	2000	All Buildings Complete	\$23,038,427.73	81%			3
Newton Local SD	Miami	CFAP	2007	All Buildings Complete	\$17,411,129.00	63%			1
Niles City SD	Trumbull	Multiple	1999	All Buildings Complete	\$70,034,300.00	68%			4
North Baltimore Local SD	Wood	Multiple	2008	All Buildings Complete	\$20,529,792.00	59%			2
North Central Local SD	Williams	CFAP	2014	Funded, Not Complete	\$8,683,201.00	50%			
North College Hill City SD	Hamilton	CFAP	2007	All Buildings Complete	\$39,215,074.00	63%			2
North Fork Local SD	Licking	Multiple	2005	Funded, Not Complete	\$32,672,561.00	71%	0	0	2
North Ridgeville City SD	Lorain	ENP	2013	Funded, Not Complete	\$52,800,336.00	17%			
North Union Local SD	Union	Multiple	2006	All Buildings Complete	\$34,857,020.26	64%			3
Northern Local SD	Perry	CFAP	2000	All Buildings Complete	\$45,746,376.00	80%			5
Northmont City SD	Montgomery	CFAP	2011	Funded, Not Complete	\$73,967,809.00	47%	0	2	0
Northmor Local SD	Morrow	CFAP	2007	All Buildings Complete	\$29,966,415.80	63%			1
Northwest Local SD	Scioto	CFAP	2001	All Buildings Complete	\$14,782,269.00	78%			3
Northwest Local SD	Stark	Multiple	2008	All Buildings Complete	\$53,758,778.00	55%			4
Northwestern Local SD	Clark	CFAP	2009	All Buildings Complete	\$51,345,655.00	45%			2
Northwestern Local SD	Wayne	CFAP	2000	All Buildings Complete	\$18,459,617.16	82%			3
Northwood Local SD	Wood	CFAP	2013	Funded, Not Complete	\$33,021,672.00	35%	1	0	0
Norton City SD	Summit	CFAP	2013	Funded, Not Complete	\$32,068,261.00	32%	1	0	0
Norwayne Local SD	Wayne	CFAP	2006	All Buildings Complete	\$30,100,236.00	67%			2
Oak Hill Union Local SD	Jackson	CFAP	1999	All Buildings Complete	\$30,293,243.00	77%			2
Ohio Valley Local SD	Adams	CFAP	2006	All Buildings Complete	\$59,549,405.00	93%			7
Olmsted Falls City SD	Cuyahoga	ENP	2012	Funded, Not Complete	\$22,859,992.00	34%	0	0	2
Orrville City SD	Wayne	Multiple	2009	All Buildings Complete	\$46,463,568.00	39%			3
Osnaburg Local SD	Stark	CFAP	2006	All Buildings Complete	\$27,671,027.00	66%			1
Otsego Local SD	Wood	Multiple	2009	All Buildings Complete	\$40,337,493.00	55%			3
Ottawa-Glandorf Local SD	Putnam	Multiple	2008	All Buildings Complete	\$40,261,780.00	49%			2
Ottoville Local SD	Putnam	CFAP	2000	All Buildings Complete	\$17,963,883.21	83%			1
Painesville City Local SD	Lake	CFAP	2004	All Buildings Complete	\$80,305,695.00	78%			5
Paint Valley Local SD	Ross	CFAP	1997	All Buildings Complete	\$23,974,483.00	90%			2
Pandora-Gilboa Local SD	Putnam	ENP	2000	All Buildings Complete	\$17,174,119.00	74%			1
Parkway Local SD	Mercer	ENP	2002	All Buildings Complete	\$29,893,172.31	77%			1
Patrick Henry Local SD	Henry	Multiple	2012	Funded, Not Complete	\$16,537,997.00	69%	0	0	1
Paulding EVSD	Paulding	CFAP	2000	All Buildings Complete	\$29,438,154.36	74%			2
Perry Local SD	Allen	CFAP	2013	Funded, Not Complete	\$14,323,035.00	52%	1	0	0
Pettisville Local SD	Fulton	CFAP	2008	All Buildings Complete	\$21,410,523.00	82%			1
Pickaway-Ross County JVSD		VFAP	2004	All Buildings Complete	\$18,872,603.21	7500%			1

## K-12 Project Status (cont'd)

District	County	Program	Year Funded	Status	Total Master Facility Plan Costs	State Share	Buildings in Design	Buildings Under Construction	Buildings Complete
Pickerington Local SD	Fairfield	Multiple	2008	Funded, Not Complete	\$102,721,216.00	51%	0	0	5
Pike County Area JVSD		VFAP	2004	All Buildings Complete	\$15,818,750.46	75%			1
Pike-Delta-York Local SD	Fulton	Multiple	2007	All Buildings Complete	\$20,394,888.77	71%			3
Pioneer JVSD		VFAP	2007	All Buildings Complete	\$29,266,628.00	75%	0	0	1
Piqua City SD	Miami	CFAP	2011	Funded, Not Complete	\$54,880,540.00	47%	0	3	0
Plymouth-Shiloh Local SD	Richland	CFAP	1999	All Buildings Complete	\$23,600,111.00	89%			2
Portsmouth City SD	Scioto	CFAP	2001	All Buildings Complete	\$60,900,772.40	82%			3
Preble-Shawnee Local SD	Preble	Multiple	1998	Funded, Not Complete	\$7,641,900.00	52%	0	0	2
Pymatuning Valley Local SD	Ashtabula	CFAP	2001	All Buildings Complete	\$30,712,159.59	80%			3
Ravenna City SD	Portage	ENP	2005	Funded, Not Complete	\$25,776,617.00	53%	0	0	1
Reynoldsburg City SD	Franklin	Multiple	2007	All Buildings Complete	\$88,239,580.00	58%			12
Ridgemont Local SD	Hardin	CFAP	2012	Funded, Not Complete	\$20,044,763.00	76%	0	1	0
Ridgewood Local SD	Coshocton	CFAP	1999	All Buildings Complete	\$20,369,942.37	86%			3
Ripley-Union-Lewis Local SD	Brown	CFAP	2001	All Buildings Complete	\$28,312,836.37	93%			3
Rittman EVSD	Wayne	Multiple	2007	All Buildings Complete	\$27,671,027.00	64%			2
River Valley Local SD	Marion	ENP	2000	All Buildings Complete	\$38,434,260.50	21%			4
Riverdale Local SD	Hardin	ENP	2000	All Buildings Complete	\$22,841,259.80	75%			1
Riverside Local SD	Logan	CFAP	1999	All Buildings Complete	\$16,880,113.16	87%			1
Rock Hill Local SD	Lawrence	CFAP	1997	All Buildings Complete	\$42,332,413.33	87%			3
Ross Local SD	Butler	Multiple	2012	Funded, Not Complete	\$50,063,970.00	48%	0	1	3
Russia Local SD	Shelby	Multiple	2008	All Buildings Complete	\$11,600,363.00	43%			1
Sandy Valley Local SD	Stark	CFAP	2005	All Buildings Complete	\$35,487,568.39	75%			2
Scioto County JVSD		VFAP	2005	All Buildings Complete	\$18,824,712.00	75%			1
Scioto Valley Local SD	Pike	CFAP	1997	All Buildings Complete	\$30,304,875.00	72%			3
Sebring Local SD	Mahoning	CFAP	1998	All Buildings Complete	\$16,007,810.00	89%			2
Seneca East Local SD	Seneca	ENP	2004	All Buildings Complete	\$27,847,837.13	68%			1
Shelby City SD	Richland	CFAP	2009	Funded, Not Complete	\$22,162,395.00	50%	0	1	0
South Point Local SD	Lawrence	CFAP	1999	All Buildings Complete	\$45,430,200.00	80%			3
South Range Local SD	Mahoning	CFAP	2007	All Buildings Complete	\$33,432,426.22	52%			1
Southeast Local SD	Portage	CFAP	2000	All Buildings Complete	\$34,075,729.00	79%			3
Southeastern Local SD	Ross	CFAP	1999	All Buildings Complete	\$27,176,665.86	89%			1
Southern Hills JVSD		VFAP	2004	All Buildings Complete	\$10274,179.10	75%			1
Southern Local SD	Columbiana	CFAP	1999	All Buildings Complete	\$14,593,458.00	78%			1
Southern Local SD	Meigs	Multiple	1998	Funded, Not Complete	\$20,339,931.00	58%			2
Southern Local SD	Perry	CFAP	2000	All Buildings Complete	\$8,620,841.46	98%			1
Southington Local SD	Trumbull	CFAP	2006	All Buildings Complete	\$21,492,468.00	70%			1
South-Western City SD	Franklin	CFAP	2012	Funded, Not Complete	\$248,095,290.00	50%	4	12	0
Spencerville Local SD	Allen	CFAP	2003	All Buildings Complete	\$26,421,684.80	79%			1
Springfield City SD	Clark	CFAP	2000	All Buildings Complete	\$198,154,430.31	80%			16
Springfield Local SD	Mahoning	Multiple	2012	Funded, Not Complete	\$12,304,348.00	48%	1	0	0
Springfield Local SD	Summit	ENP	2009	Funded, Not Complete	\$33,547,476.00	25%	0	0	1
St Henry Consolidated Local	Mercer	CFAP	1999	All Buildings Complete	\$19,601,643.53	86%			2
St Marys City SD	Auglaize	CFAP	2007	All Buildings Complete	\$48,331,102.00	61%			4

## K-12 Project Status (cont'd)

District	County	Program	Year Funded	Status	Total Master Facility Plan Costs	State Share	Buildings in Design	Buildings Under Construction	Buildings Complete
Steubenville City SD	Jefferson	Multiple	1999	All Buildings Complete	\$44,015,034.00	77%			4
Strasburg-Franklin Local SD	Tuscarawas	Multiple	2007	All Buildings Complete	\$19,533,595.00	62%			1
Streetsboro City SD	Portage	Multiple	2013	Funded, Not Complete	\$68,706,345.00	35%	0	0	1
Struthers City SD	Mahoning	CFAP	1999	All Buildings Complete	\$31,388,859.00	86%			3
Stryker Local SD	Williams	ENP	2005	All Buildings Complete	\$11,203,565.26	54%			1
Switzerland Of Ohio Local SD	Monroe	CFAP	2004	Funded, Not Complete	\$85,659,873.00	63%	0	1	5
Symmes Valley Local SD	Lawrence	CFAP	2000	All Buildings Complete	\$6,450,013.64	96%			2
Talawanda City SD	Butler	Multiple	2013	Funded, Not Complete	\$55,809,028.00	24%	1	0	2
Teays Valley Local SD	Pickaway	Multiple	2000	All Buildings Complete	\$109,594,809.00	63%			8
Tecumseh Local SD	Clark	CFAP	2003	All Buildings Complete	\$91,756,623.55	77%			6
Three Rivers Local SD	Hamilton	ENP	2010	All Buildings Complete	\$53,373,198.00	50%			1
Tiffin City SD	Seneca	Multiple	2000	Funded, Not Complete	\$15,241,427.00	52%	0	0	1
Toledo City SD	Lucas	CFAP	2002	All Buildings Complete	\$797,817,229.00	77%			44
Toronto City SD	Jefferson	CFAP	2010	Funded, Not Complete	\$19,244,940.00	61%	0	0	1
Triad Local SD	Champaign	CFAP	1999	All Buildings Complete	\$20,297,982.15	80%			3
Trimble Local SD	Athens	CFAP	1997	All Buildings Complete	\$12,604,902.91	92%			2
Tri-Valley Local SD	Muskingum	Multiple	2005	All Buildings Complete	\$68,760,780.00	72%			6
Tri-Village Local SD	Darke	ENP	2000	All Buildings Complete	\$16,438,463.00	61%			1
Trotwood-Madison City SD	Montgomery	Multiple	2004	All Buildings Complete	\$76,238,502.00	66%			5
Tuslaw Local SD	Stark	Multiple	2008	Funded, Not Complete	\$27,009,439.00	44%			2
Union Local SD	Belmont	CFAP	2008	All Buildings Complete	\$2,685,371.66	80%			2
Union Scioto Local SD	Ross	CFAP	1999	All Buildings Complete	\$33,394,374.36	87%			3
Upper Scioto Valley Local SD	Hardin	CFAP	1999	All Buildings Complete	\$17,302,986.33	87%			1
Upper Valley JVSD		VFAP	2009	All Buildings Complete	\$23,236,348.00	75%	0	0	1
Valley Local SD	Scioto	CFAP	2000	All Buildings Complete	\$3,439,029.78	80%			3
Van Wert City SD	Van Wert	Multiple	2009	All Buildings Complete	\$53,095,390.00	50%			1
Vanguard-Sentinel JVSD		VFAP	2009	All Buildings Complete	\$27,336,627.00	69%	0	0	2
Vantage JVSD		VFAP	2008	Funded, Not Complete	\$22,755,728.00	71%	0	0	1
Versailles EVSD	Darke	CFAP	2006	All Buildings Complete	\$35,941,632.00	69%			1
Vinton County Local SD	Vinton	Multiple	1998	All Buildings Complete	\$48,245,948.00	90%			5
Wadsworth City SD	Medina	CFAP	2009	Funded, Not Complete	\$103,002,928.00	37%	0	0	4
Wapakoneta City SD	Auglaize	Multiple	2007	All Buildings Complete	\$51,363,525.00	63%			4
Warren City SD	Trumbull	CFAP	2003	All Buildings Complete	\$133,621,990.97	81%			5
Washington Court House City	Fayette	CFAP	2004	All Buildings Complete	\$65,780,219.00	74%			4
Washington-Nile Local SD	Scioto	Multiple	2001	All Buildings Complete	\$20,688,441.00	98%			1
Waterloo Local SD	Portage	ENP	2000	All Buildings Complete	\$25,670,798.19	58%			1
Wauseon EVSD	Fulton	CFAP	2006	All Buildings Complete	\$34,009,118.47	67%			3
Waverly City SD	Pike	CFAP	2000	All Buildings Complete	\$47,102,254.00	82%			4
Wayne County JVSD		Multiple	2008	All Buildings Complete	\$27,894,769.26	65%	0	0	1
Wayne Trace Local SD	Paulding	CFAP	2000	All Buildings Complete	\$20,182,484.15	81%			3
Waynesfield-Goshen Local SD	Auglaize	ENP	2005	All Buildings Complete	\$16,581,043.00	91%			1



## K-12 Project Status (cont'd)

District	County	Program	Year Funded	Status	Total Master Facility Plan Costs	State Share	Buildings in Design	Buildings Under Construction	Buildings Complete
Weathersfield Local SD	Trumbull	CFAP	2012	Funded, Not Complete	\$24,859,912.00	72%	0	2	0
Wellington EVSD	Lorain	Multiple	2012	Funded, Not Complete	\$16,780,101.00	37%	1	0	0
Wellston City SD	Jackson	CFAP	1998	All Buildings Complete	\$38,870,979.00	86%			3
Wellsville Local SD	Columbiana	CFAP	1997	All Buildings Complete	\$12,890,924.00	87%			2
West Branch Local SD	Mahoning	CFAP	2000	All Buildings Complete	\$50,664,740.00	80%			4
West Liberty-Salem Local SD	Champaign	CFAP	2013	Funded, Not Complete	\$28,709,491.00	68%	1	0	0
West Muskingum Local SD	Muskingum	Multiple	2012	Funded, Not Complete	\$37,432,107.48	39%	1	0	2
Western Brown Local SD	Brown	CFAP	1997	All Buildings Complete	\$53,438,155.00	89%			4
Western Local SD	Pike	CFAP	2001	All Buildings Complete	\$13,446,736.00	95%			1
Western Reserve Local SD	Huron	CFAP	1999	All Buildings Complete	\$19,135,931.07	83%			2
Western Reserve Local SD	Mahoning	CFAP	2008	All Buildings Complete	\$24,445,545.00	54%			1
Westfall Local SD	Pickaway	Multiple	1999	Funded, Not Complete	\$13,013,295.00	65%	0	0	1
Wheelerburg Local SD	Scioto	CFAP	2004	All Buildings Complete	\$38,043,839.00	74%			1
Whitehall City SD	Franklin	CFAP	2008	All Buildings Complete	\$78,144,967.00	61%			5
Willard City SD	Huron	CFAP	2008	Funded, Not Complete	\$51,648,815.00	63%	0	1	0
Windham EVSD	Portage	CFAP	1997	All Buildings Complete	\$28,000,571.00	97%			3
Woodmore Local SD	Sandusky	ENP	2012	Funded, Not Complete	\$21,926,236.00	32%	0	1	0
Xenia Community City SD	Greene	CFAP	2008	Funded, Not Complete	\$57,391,793.00	46%	0	0	5
Youngstown City SD	Mahoning	CFAP	2000	All Buildings Complete	\$190,327,255.62	80%			13
Zanesville City SD	Muskingum	Multiple	2006	All Buildings Complete	\$90,473,701.84	68%			6

## Agency & Higher Education Project Status

Projects overseen by the OFCC State Agency and Higher Education division are the result of appropriations approved by the General Assembly to those agencies and educational institutions. The Commission current-

ly is managing 48 ongoing projects with a value of \$311 million. During FY 2014, OFCC oversaw the completion of 29 separate projects, with a combined value of \$95.6 million.

Agency	County	Project	Budget Initial (Approved)	New Stage Designation
Adjutant General's Department	Delaware	Delaware Training and Community Center	\$15,000,000.00	In Progress
Attorney General	Summit	Richfield Repairs	\$139,286.20	In Progress
Attorney General	Summit	Richfield Interior Renovations	\$5,000.00	In Progress
Central State University	Greene	University Center	\$30,819,844.00	In Progress
Department of Commerce	Licking	Site Security and Maintenance Bldg.	\$476,770.00	In Progress
Department of Developmental Disabilities	Lucas	NODC Infrastructure Improvements	\$3,500,000.00	In Progress
Department of Mental Health	Summit	Northcoast Behavioral Healthcare Ph 2.	\$66,280,000.00	In Progress
Department of Mental Health	Athens	Patient Unit Renovations - Appalachian Behavioral	\$1,700,000.00	In Progress
Department of Public Safety	Franklin	OSHP Academy Maintenance & Repair Project	\$2,213,081.36	In Progress
Department of Public Safety	Franklin	Academy Courtyard Addition	\$3,285,000.00	In Progress
Department of Taxation	Franklin	Building Renovation	\$53,625.00	In Progress
Department of Transportation	Warren	Warren Full Service Maintenance Facility	\$6,558,689.50	In Progress
Department of Transportation	Cuyahoga	Warrensville Heights Full Service Maint. Facility	\$8,212,438.79	In Progress
Department of Transportation	Columbiana	Columbiana Full Service Maint. Facility	\$6,689,294.34	In Progress
Department of Transportation	Wayne	Wayne County Maintenance Facility	\$7,102,395.00	In Progress
Department of Transportation	Madison	Madison Full Service Maintenance Facility	\$8,000,000.00	In Progress
Department of Transportation	Adams	Adams Full Service Maintenance Facility	\$8,610,000.00	In Progress
Department of Transportation	Brown	Brown Full Service Maintenance Facility	\$8,100,000.00	In Progress
Department of Transportation	Ross	Ross Full Service Maintenance Facility	\$8,100,000.00	In Progress
Department of Transportation	Morrow	Chesterville Outpost	\$2,750,000.00	In Progress
Department of Transportation	Highland	Highland Full Service Maintenance Facility	\$7,468,000.00	In Progress
Department of Transportation	Athens	Athens Full Service Maint. Facility	\$6,973,976.93	In Progress
Department of Veteran Services	Erie	Paving	\$3,900,000.00	In Progress
Department of Veteran Services	Erie	Mechanical System Upgrade, Secret Air Handle	\$1,038,500.00	In Progress
Department of Veteran Services	Erie	Domestic Water Lines & Veterans Hall	\$701,450.00	In Progress
Department of Veteran Services	Erie	Secret Electrical Panel and Service Upgrade	\$5,999,500.00	In Progress

## Agency & Higher Education Project Status (cont'd)

Agency	County	Project	Budget Initial (Approved)	New Stage Designation
Department of Veteran Services	Brown	Resident Safety Renovation	\$761,548.00	In Progress
Department of Veteran Services	Brown	Multipurpose Room Addition	\$4,018,400.00	In Progress
Department of Veteran Services	Erie	Secrest, Giffin HVAC 2 pipe to 4 pipe	\$3,579,500.00	In Progress
Department of Veteran Services	Erie	Secrest, Giffin Replace Sewer Lines, Traps	\$4,583,800.00	In Progress
Department of Veteran Services	Brown	Dining Area Renovation	\$813,336.00	In Progress
Department of Veteran Services	Brown	HVAC Upgrades	\$522,500.00	In Progress
Department of Youth Services	Stark	Security Upgrades- Indian River JCF	\$1,135,500.00	In Progress
Department of Youth Services	Stark	IRJCF Admin Roof Replacement	\$1,670,500.00	In Progress
Department of Youth Services	Cuyahoga	Cuyahoga Hills Roof Replacement	\$1,250,777.00	In Progress
Department of Youth Services	Pickaway	CJCF Program Bldg Addition	\$4,522,523.75	In Progress
Exposition Commission	Franklin	Phase 3 Electrical Improvements	\$3,120,000.00	In Progress
Industrial Commission	Cuyahoga	Lausche Building 5th Floor Renovation	\$906,181.00	In Progress
Northeast Ohio Medical University	Portage	Campus Research and Academic Expansion	\$40,293,222.62	In Progress
Ohio School for the Blind	Franklin	Window Replacement and Stucco Repair	\$484,500.00	In Progress
Ohio School for the Deaf	Franklin	Window Replacement and HVAC Upgrade	\$484,500.00	In Progress
Rehabilitation and Correction	Ross	Wastewater Treatment Plant Upgrade-RCI	\$1,760,000.00	In Progress
Rehabilitation and Correction	Ross	CCI Shower bathroom renovation	\$3,550,000.00	In Progress
Rehabilitation and Correction	Pickaway	PCI Electric Phase 2	\$4,320,000.00	In Progress
Rehabilitation and Correction	Ross	Terry Collins Re-Entry Center	\$4,499,782.47	In Progress
Rehabilitation and Correction	Allen	AOCI HVAC system replacement	\$2,541,250.00	In Progress
Rehabilitation and Correction	Cuyahoga	Offender Restroom Renovation - APA	\$51,250.00	In Progress
Rehabilitation and Correction	Ross	Fire Alarm Upgrade - RCI	\$2,495,000.00	In Progress
Southern State Community College	Brown	Brown County Campus	\$10,000,000.00	In Progress

## K-12 Funding Offers

### School Districts

The OSFC, through the use of \$406 million appropriated by the General Assembly, provided offers of funding to a total of 19 districts during FY 2014. The projects were funded through the Classroom Facilities Assistance, Exceptional Needs, and Vocational Facilities Assistance programs. The following are the districts offered funding.

School District	County	State Share	Local Share	Total Budget
Austintown LSD	Mahoning	\$31,141,254	\$35,226,733	\$66,257,987
Defiance City SD	Defiance	\$44,069,423	\$11,714,657	\$55,784,080
Federal Hocking LSD	Athens	\$567,145	\$279,340	\$846,485
Greenville City SD	Darke	\$19,498,128	\$25,846,356	\$45,344,484
Groveport Madison LSD	Franklin	\$28,285,963	\$25,083,779	\$53,369,742
Jackson Center LSD	Shelby	\$6,998,707	\$6,724,247	\$13,722,954
Johnstown-Monroe LSD	Licking	\$11,940,195	\$29,232,892	\$41,173,087
Lakeview LSD	Trumbull	\$9,394,397	\$21,920,260	\$31,314,657
Liberty Center LSD	Henry	\$23,385,350	\$13,154,260	\$36,539,610
Massillon CSD	Stark	\$33,533,842	\$11,177,948	\$44,711,790
Miami Trace LSD	Fayette	\$11,009,438	\$24,504,877	\$35,514,315
North Central LSD	Williams	\$4,341,600	\$4,341,601	\$8,683,201
North Olmsted CSD	Cuyahoga	\$8,987,528	\$65,908,539	\$74,896,067
Sandusky CSD	Erie	\$27,683,754	\$23,582,458	\$51,266,212
Southeast LSD	Wayne	\$5,663,097	\$18,959,063	\$24,622,160
Urbana CSD	Champaign	\$36,934,422	\$23,613,811	\$60,548,233
West Liberty-Salem LSD	Champaign	\$19,522,454	\$9,187,037	\$28,709,491

## K-12 Fiscal Snapshot

### Disbursements by Program

	FY 1998-2010	FY 2011	FY 2012	FY 2013	FY 2014	All Years
Classroom Facilities Assistance	\$7,549,653,585	\$826,411,435	\$451,369,041	\$254,606,548	\$290,860,743	\$9,372,901,352
Exceptional Needs	\$609,574,273	\$37,131,810	\$24,299,338	\$8,207,787	\$22,414,295	\$701,627,504
Vocational Facilities Assistance	\$110,970,406	\$35,606,737	\$34,771,734	\$29,074,884	\$11,583,908	\$222,007,669
STEM Facilities Assistance	-	-	-	3,860,092	\$411,243	\$4,271,335
Emergency Repair (program closed)	\$114,686,489	-	-	-	-	\$114,686,489
Big 8	\$119,999,999	-	-	-	-	\$119,999,999
Schools for the Deaf & Blind	\$3,754,357	\$7,036,659	\$11,580,809	\$17,260,150	\$1,495,860	\$41,127,835
Disability Access (program closed)	\$9,826,105	-	-	-	-	\$9,826,105
Emergency Assistance	\$324,393	-	\$4,164,830	\$825,198	-	\$5,314,421
Federal Emergency Repair (program closed)	\$27,730,770	-	-	-	-	\$27,730,770
Hardship Loan	3,653,907	-	\$266,707	\$2,011,220	-	\$5,931,834
Charter School Guaranteed Loan	\$114,831	-	\$870,595	-	-	\$985,425
Career Tech Loan (program closed)	1,000,00	-	-	-	-	1,000,000
ODOT School Access*	\$1,326,057	\$628,017	-	\$53,907	\$419,266	\$2,417,247
Corrective Action Program	\$930,502	\$879,916	\$1,491,933	-	-	\$3,302,351
Statehouse Debt	\$755,537	\$2,231,469	-	-	-	\$2,987,006
The School for the Creative & Performing Arts (Cincinnati)	\$4,000,000	-	-	-	-	\$4,000,000
School Security Grant	-	-	-	-	\$3,525,362	\$3,525,362
	\$8,558,301,210	\$909,926,043	\$528,814,987	\$315,899,786	\$330,710,677	\$10,643,652,704

\*Ohio Department of Transportation, State Highway Improvements at Entrances to Public Schools Grant





30 West Spring Street, 4th floor  
Columbus, OH 43215  
614-466-6290 / 614-466-7749 fax

1410 Highland Road, Suite 1  
Macedonia, OH 44056  
330-425-2288 / 330-425-2364 fax

[ofcc.ohio.gov](http://ofcc.ohio.gov)  
[osfc.ohio.gov](http://osfc.ohio.gov)  
[info@ofcc.ohio.gov](mailto:info@ofcc.ohio.gov)  
[grants.info@ofcc.ohio.gov](mailto:grants.info@ofcc.ohio.gov)

Issued: October 2014