




OHIO FACILITIES CONSTRUCTION COMMISSION



FY 2017 Annual Report



Front & Inside Cover:
Harvey S. Firestone Community Learning Center, Akron Public Schools (Summit Co.)
Photo courtesy of GPD Associates

Table of Contents

Commissioners	2
Executive Director's Message	3
OFCC At-A-Glance	4
Services and Programs - All Clients	5
Services and Programs - K-12 Clients	6
Grant Programs	7-8
Encouraging Diversity, Growth & Equity (EDGE)	9
Green Schools	10
Energy Services	10
Standards and Guidelines for Public Construction	11
Construction Delivery Models	11
Agency / Higher Education Project Status - Completed Projects	12
Agency / Higher Education Project Status - Ongoing Projects	13-17
K-12 Project Status - Completed Districts	18
K-12 Project Status - Funding Offers	19
K-12 Project Status - All Districts	20-40
K-12 Fiscal Snapshot	41

Commissioners

Ohio Facilities Construction Commission (OFCC)

The Ohio Facilities Construction Commission was established in 2012, merging the operations of the former Office of the State Architect and the Ohio School Facilities Commission. The merger combined the state's construction authority and resources within a single entity that guides capital projects for state agencies, state-supported universities and community colleges, and most of Ohio's public primary and secondary schools. During 2015, the OFCC began overseeing appropriations previously authorized through the Cultural Facilities Commission, whose duties were consolidated into the OFCC during the budget process and the administration of the state's School Security Grant Program.

The Commission sets uniform rules, procedures, and standardized documents for public construction, and is responsible for construction delivery methods, construction documents, and process and procedures.

The Commission, by statute, consists of three members: the director of budget and management, the director of administrative services, and a member directly appointed by the governor. During FY 2017, the Commission members were:

Timothy S. Keen

Director of the Office of Budget and Management (Chair)

Robert Blair

Director of the Department of Administrative Services (Vice Chair)

Gary C. Mohr

Director of the Department of Rehabilitation and Correction (Governor's appointee)

Ohio School Facilities Commission (OSFC)

With the June 2017 passage of the FY 18–FY 19 state budget, the duties of the OSFC were fully consolidated into the OFCC. The activities of the OSFC ended on September 29, 2017, twenty years and four months after its establishment in May 1997.

During its two-decade history in guiding the state's school rebuilding program, OSFC has opened 1,167 new or renovated buildings and disbursed over \$11.5 billion in state funding on both classroom facilities and a series of programs directed at such issues as school security and mitigating lead in drinking fountains. Through its fully funded rebuilding programs or through its grant programs, the OSFC had touched nearly every district in Ohio and completely addressed all facilities needs in 271 of those districts.

While these numbers are impressive, they really do not tell the whole story. They don't, for example, capture the imagination and pride found within a school's four walls. For students, teachers, and administrators, there is nothing like the passion and energy that emerge from children learning in state-of-the-art facilities. The programs administered by OSFC have resulted in a landscape filled with bright, clean, well-ventilated buildings, punctuated extensively by as much natural sunlight as possible, and well-equipped learning spaces. This program has truly made a difference in the lives of thousands of Ohio's children.

OSFC's history was one of success, founded on innovation and a willingness to work with interested parties to accomplish the tasks. Change has never been an issue for the Commission – it has adapted as necessary. The OSFC's consolidation will not lessen the state's commitment to K-12 education. OFCC is fully aware that the job is not done. There are still over 300 school districts to complete, not to mention the work that we'll do with our other partners. We will continue, however, to work with the passion and energy that's shown in the work of our ultimate customers – the children of Ohio.

Executive Director's Message

Twenty years ago, legislative leaders and the administration of then Governor George Voinovich were huddled in Columbus, looking at ways to address the Supreme Court of Ohio's final decision in *DeRolph v. State*.

This landmark decision addressed virtually every area of school funding – including that of the state's facilities construction program. The solution developed by the General Assembly and the administration involved a totally new Commission – one whose ultimate goal is to address the facility needs of all Ohio districts – the Ohio School Facilities Commission (OSFC).

It's been my privilege, as Executive Director of the Ohio Facilities Construction Commission (OFCC), to also serve as Executive Director of OSFC for the past two years. I have had the opportunity to see the innovation in the staff and the programs they manage. Innovation—such as the development of an objective method of determining funding priorities and amounts of funding, the development of programs that allow districts to keep historically significant buildings that are an integral part of their community, and innovations such as environmentally friendly design techniques that save districts operational costs are examples. The list goes on and on.

As you may be aware, the biennial budget that passed in June 2017 abolished the OSFC and transferred its duties to the OFCC. It's important to remember that the change is only in the name. The staff stays the same, as does the dedication to innovation, fiscal economies, fairness, concern for students, and other obligations that Ohio's citizens have come to expect from OFCC/OSFC.

As you read the following annual report, you will see how OSFC and OFCC focus on providing exemplary service through multiple programs to Ohio's public owners and, ultimately, to the taxpayers they represent. Our Commission has a motto for our staff: WE ARE OFCC. It's our way of reminding ourselves that we are the public face of the Commission; that our efforts will ultimately be the prime factor in determining the success of OFCC.

We realize that our job is not done. We will continue to serve K-12 schools, state agencies, colleges and universities, and all of the other stakeholders in our mission. We invite you to come along with us on that journey.

Thank you and enjoy this annual report.



David M. Williamson
Executive Director



Rebuilding Ohio's Schools
1997-2017
YEARS

OFCC At-A-Glance

It is extremely challenging to sum up the divergent types of programs and services provided by the 100-member staff of the OFCC. From programs that help with energy conservation or appropriations for local cultural projects, through the construction of a 100,000+-square-foot school building, OFCC is dedicated to assisting its public partners.

While numbers never tell the whole story, the following may give a better snapshot of the work of the OFCC.

During FY 2017, OFCC:

- *Opened **16** new or renovated K-12 school facilities, bringing the number of buildings opened through the four major programs to **1,167**. (Over OSFC's 20-year history, that averages out to slightly over one building opening a week)*
- *Completed all necessary facilities work in **11** school districts, bringing the total to **276** districts*
- *Finished **28** higher-education or state-agency projects with a value of nearly **\$113 million***
- *Managed **\$1.3 billion** in construction contracts for state agency, higher education, and K-12 schools with an **EDGE** commitment of **\$112 million***
- *Obtained **LEED** certification for 23 new or renovated school buildings, bringing the total to **292 buildings***
- *Administered over **\$88 million** in appropriations from the General Assembly for local **cultural** projects*
- *Disbursed **\$2.3 million** in grants for school security projects (as part of a three-year grant program that distributed **more than \$15.7 million** to schools serving **1.7 million students**)*
- *Financed **12,777** tests of school plumbing fixtures to determine whether excess lead readings were present*

Services and Programs - All Clients

The OFCC partners with four different types of public owners in building its capital projects: state agencies, state-supported colleges and universities, K-12 public school districts, and state-supported cultural facilities. Because of the different manners in which projects are funded, the OFCC provides individualized services to each of the different owner types. Our services and programs are designed to build quality facilities that meet the needs of the owners, allowing the owners to focus on their core missions of providing services to the citizens of Ohio.

Capital Planning

Capital Planning is overseen by the Planning Division. The division provides assistance in the development of plans for future facility and infrastructure needs. Planners provide design and program guidance, documentation of project needs and impacts, and cost evaluation.

In state agency and higher education projects, planners help to develop capital funding requests by managing the facilities and programming assessment process for capital project development, enabling agencies and institutions to develop an overall picture of needs and more accurate scopes of work for their projects.

In K-12 projects, planners are active in the development of the foundation of the state's school construction and renovation process—the Master Facilities Plan (MFP). Planners work in conjunction with school administrators to develop an MFP that is comprehensive in terms of current student enrollment, educational delivery, and future needs, but is also unique for each school district. The MFP serves as the basis for the budget for K-12 schools.

Construction Procurement

Construction Procurement is overseen by the Projects Division. The division works with their public partners to advertise, award, and administer professional services, construction, and other specialty contracts for their projects. This is accomplished through qualification-based selection, best-value selection, or public bidding. OFCC has also established many prequalified vendors for expediting procurement on small projects or specialized services.

Project Administration

Project Administration is overseen by the Projects Division. The division directs the construction process for K-12 school districts, higher education, and state agency projects by coordinating the design phase and administering the construction phase. Project managers lead project teams and oversee the budget, schedule, and overall progress of a construction project. They monitor conformance with the state contract and document language,

the provisions of the Ohio Facilities Construction Manual (OFCM) or the Ohio School Design Manual (OSDM), and all relevant design and building codes. Project managers facilitate conflict management, dispute resolution, and problem solving during all phases of the project through close-out.

Local Administration

State agencies have authority to locally administer their own capital improvement projects up to \$1.5 million in value. Universities have local administration authority for projects up to \$4 million in value, while certified institutions of higher education can locally administer any capital projects on their campuses. Both agencies and universities may request OFCC's project administration assistance on any project.

Fiscal Management Services

The Projects and Finance Divisions help to provide fiscal management services to state agencies, higher education, and K-12 projects. For state agencies and higher education, services include vouchering, escrow management, lien management, and project financial reporting and reconciliation. For K-12 projects, services include quarterly draw-down schedules and project financial reporting and reconciliation.

Criteria Design Services

Each design-build project requires design criteria that outline the project requirements to the selected design-build team. OFCC has both licensed architects and engineers on staff. Depending on specific project needs, this in-house staff of professionals may serve as criteria architect/engineer on design-build projects for owners.



Area Health Education Center, Room 303, Innovations in Medicine Center, NEOMED, Cleveland State University, Cleveland, OH (Cuyahoga Co.)
Photo courtesy of Smith Architects LLC

Services and Programs - K-12 Clients

OFCC oversees the planning and development function for the agency's public K-12 school renovation and building initiative, along with the actual construction. Projects are funded through a number of programs, including:

Classroom Facilities Assistance Program (CFAP)

Established in 1997, CFAP takes a comprehensive approach with local districts by addressing the entire facility needs of a district from kindergarten through 12th grade. (<http://ofcc.ohio.gov/ServicesPrograms/K-12Schools/CFAP.aspx>)

Expedited Local Partnership Program (ELPP)

ELPP gives districts not yet eligible for the CFAP program the opportunity to move ahead with portions of their project that best fit the district's immediate need. Ninety-nine districts have participated in the ELPP program, with 83 moving into later funded programs. (<http://ofcc.ohio.gov/ServicesPrograms/K-12Schools/ELPP.aspx>)



Vocational Facilities Assistance Program (VFAP)

This program provides assistance to Joint Vocational School Districts (JVSDs) for the improvement of classroom facilities suitable to their vocational education programs. (<http://ofcc.ohio.gov/ServicesPrograms/K-12Schools/VFAP.aspx>)

Vocational Facilities Assistance Expedited Local Partnership Program (VFAP-ELPP)

This program gives Joint Vocational School Districts the opportunity to participate in a program similar to the Expedited Local Partnership Program in other K-12 districts. (<http://ofcc.ohio.gov/ServicesPrograms/K-12Schools/VFAPELPP.aspx>)



Emergency Assistance Program

The Emergency Assistance Program provides assistance to districts that experience damage resulting from "acts of God." Funding from the program supplements actual cost of repairs and renovations, as well as monies received from insurance and other state or private assistance.

STEM Public Schools

The 129th General Assembly authorized the Commission to provide funding to assist regional STEM (Science, Technology, Engineering, and Mathematics) schools. STEM schools not governed by a single school district board of education may apply for assistance in constructing, reconstructing, repairing, or making additions to classroom facilities.



West Muskingum Elementary Learning Center
West Muskingum Local School District, Zanesville, OH (Muskingum Co.)
Photo courtesy of Fanning Howey/William Manning Photography

Grant Programs

Cultural Facilities

OFCC approves the reimbursement of legislatively appropriated funding for the planning, design, and construction of Ohio's cultural facilities through cooperation with nonprofit and local government project sponsors.

During FY 2017, the OFCC administered \$88.8 million in appropriations and re-appropriations for 240 projects previously authorized by the General Assembly. That funding is earmarked for projects in the state's biennial capital bill that improve the state's science-technology centers, nonprofit theaters, museums, art education facilities, and historical sites.

As part of administering these funds, the OFCC approved 83 grants totaling \$32.6 million. The Commission also disbursed \$28.1 million to 117 previously approved projects.

In addition to providing technical assistance where needed, OFCC supports the organizations' efforts to ensure that these projects will be completed with the available resources, that the state's appropriations contribute to Ohio's tourism industry, educational infrastructure, and cultural heritage, and that projects being funded will operate for the benefit of the public into the future.



Smithville Community Historical Society, Smithville, OH (Wayne Co.)

School Security



Students served

1.7 Million

School Security Grant dollars spent

\$15.7 Million



2,460

entrance enhancement grants were awarded. Eligible systems included a secure door, security cameras, an intercom, and remote access at one main entrance per school building.



3,386

School buildings affected

5,214 Grants awarded

OFCC administered grant funding to reimburse schools that purchased emergency communications systems or entrance security systems between January 2013 and March 2017. All chartered Ohio schools – public and private – were eligible to apply for grant funding.

Grant Programs

Community School Classroom Grants

This OFCC-administered grant program was created as part of the biennial budget bill passed by the General Assembly in June 2015. On August 18, 2016, eight community schools across Ohio were approved for more than \$17 million in grant funding for the purchase, construction, or renovation of school facilities. Of the \$17 million awarded, \$6.4 million was disbursed to eight schools in FY 2017.

The eight schools that received grants were among 13 that applied for the \$25 million in potential funding. The community schools submitted grant applications that were scored by a panel and then approved by OFCC and the Ohio Department of Education (ODE). To qualify, schools who applied had to qualify as a high-performing community school, as defined by the legislation and determined by ODE. Successful applicants had to show that their project would:

- Increase the supply of seats in high-performing schools;
- Service specific unmet student needs through community school education; and
- Show innovation in design and potential as a successful, replicable school model.



Above: New classroom space at Village Prep Woodland Hills, a public charter school in Cleveland, a Community School Classroom Facilities Grant recipient.



Above: The Lead Plumbing Fixture Replacement Assistance Grant team members representing OFCC, Ohio Environmental Protection Agency and the Ohio Water Development Authority

Lead Plumbing Fixture Replacement Assistance

Effective on September 27, 2016, this Commission-administered grant program offers funding to reimburse schools for the sampling and replacement of eligible drinking fountains, watercoolers, plumbing fixtures, and limited connected piping. School buildings that were constructed prior to 1990 are the target facilities for this grant program. The program reserves \$15,000 per school for the assessment of eligible fixtures and the material costs to replace those fixtures if they are found to be the cause of lead over the federal action level (15 parts per billion) in drinking water. Once schools are approved, they have nine months to complete any assessment and replacement work.

During FY 2017, the Commission administered over \$300,000 in reimbursements for 467 school buildings. Of the 12,777 tests performed, 9.5 percent of fixtures tested were over the action level and 483 fixtures were replaced. More than 257,000 students were served by this program in FY 2017 at a cost of \$1.50 per student.

EDGE Program

Encouraging Diversity, Growth & Equity (EDGE) is a program providing business opportunities for economically and socially disadvantaged business enterprises administered through the state of Ohio's Department of Administrative Services.

The program establishes goals for state agencies, boards, and commissions in awarding contracts to certified EDGE-eligible businesses. EDGE applies to procurements of supplies and services, professional services, information technology services, construction, and professional design services.

As the following shows, during FY 2017, the Commission managed \$1.3 billion in projects, with 8.5% of contracts going to EDGE firms.



OFCC FY 2017 EDGE Data

	Eligible Expenditures	EDGE Expenditures	EDGE Subcontracting	EDGE Total Expenditures	Total Expenditures %
K12 Legacy OAKS	\$464,811,524.22	\$325,654.00	\$12,920,877.87	\$13,246,531.87	3%
K12 Cloud OAKS	\$398,745,477.42	\$365,085.65	\$46,196,537.32	\$46,561,622.97	11.68%
Professional Services	\$1,542,796.96		\$485,522.48	\$485,522.48	31.47%
K12 OAKS-CI Total	\$865,099,798.60	\$690,739.65	\$59,602,937.67	\$60,293,677.32	6.97%
# of OAKS Projects & EDGE Vendors	296 Buildings/78 Districts	13	256		
K12 Non-OAKS CM Professional Services	\$424,272.46		\$137,894.07	\$137,894.07	32.51%
K12 Non-OAKS Trades	\$315,173,668.81	\$8,412,094.00	\$8,084,784.00	\$16,496,878.00	5.24%
K12 Non-OAKS Totals	\$315,597,941.27	\$8,412,094.00	\$8,222,678.07	\$16,634,772.07	5.27%
# of Non-OAKS Projects & EDGE Vendors	9 Districts	9	77		
FY17 K12 Totals	\$1,180,697,739.87	\$9,102,833.65	\$67,825,615.74	\$76,928,449.39	6.52%

OFCC Administered

Agency & Higher Education Projects	\$120,151,544.82	\$19,973,819.62	\$10,817,458.34	\$30,791,277.96	25.34%
# of Projects & EDGE Vendors	129 Projects	25	198		
Professional Services	\$14,850,332.79	\$1,167,313.27	\$2,253,747.02	\$3,421,060.29	23.04%
Consultants (Agency/Higher Education/Commission)	\$5,937,188.26		\$970,735.94	\$970,735.94	16.35%
Energy Conservation Projects	\$666,509.05	\$333,422.73	\$47,716.43	\$381,139.16	57.00%
Agency - Higher Education Project Totals	\$141,605,574.92	\$21,474,555.62	\$14,089,657.73	\$35,564,213.35	25.12%
All OFCC Projects - Contracts with EDGE Participation	\$1,322,303,314.79	\$30,577,389.27	\$81,915,273.47	\$112,492,662.74	8.51%

Green Schools

Ohio LEEDs the Nation with 292 Green Schools

The Green Schools Program has made Ohio a nationwide leader in the design and construction of environmentally friendly schools. The Green Schools Program was established in September 2007, when the OSFC adopted Leadership in Energy and Environmental Design (LEED®) for Schools as the standard for K-12 school projects. The LEED for Schools Rating System is a comprehensive tool that incorporates design and construction practices including energy and water efficiencies, indoor air quality, acoustics, and selection of building materials and low-emitting products and materials. The third-party verification provides parents, teachers, and the community with the assurance that the schools are designed to be energy efficient and healthier places for our children.

During FY 2017, OFCC registered 43 new projects and attained LEED certification on 23 new or renovated schools. At the end of FY 2017, Ohio continues to lead the nation with 292 LEED-certified schools and 414 registered projects, far ahead of second-place California, which has 148 LEED-certified schools.

This year marked the 10th Anniversary of our Green Schools Program, showing the state of Ohio's commitment to helping schools reduce their operational costs for utilities. The schools that are actively managing their electric, gas, and water consumption are experiencing lower operating costs for buildings that have added air-conditioning, better lighting, and additional technology requirements. There are schools reporting square-foot energy costs of less than \$1.00 per square foot.



*Ecole Kenwood French Immersion School, Columbus Public Schools, Columbus, OH (Franklin Co.)
Photo courtesy of Fanning Howey/ William Manning Photography*



*Franklin Heights High School, South-Western City Schools, Grove City, OH (Franklin Co.)
Photo courtesy of SHP Leading Design*

Energy Services

The Energy Services staff provides clients with energy engineering and design services, as well as energy auditing and contracting opportunities for the cost-effective, efficient use of energy for state government facilities and operations.

Performance Contracting for Schools

This program allows K-12 school districts to borrow money to make energy-saving facilities improvements. The cost of the improvements may not exceed the savings in energy, operating, and maintenance costs over a 15-year period. This program does not involve state funds.

The Commission performs technical reviews on these projects to ensure that the proposed project design is capable of generating adequate savings. It continues to be an extremely popular program with Ohio's school districts. During FY 2017, eight districts were approved for projects. The \$18.1 million in construction and renovation work is expected to result in \$1.6 million of annual savings for the life of the projects, which typically last 15 years.

Performance Contracting for State Agencies

This program allows state agencies to make self-financed, energy-saving facility

improvements, similar to the program for K-12 schools. The Commission has a more comprehensive role on these projects, including such tasks as performing the initial project assessment, selecting a design-build contractor, monitoring construction, and verifying savings. Since the program was established in 1998, it has provided an estimated \$36 million in utility cost savings for state agencies.

In FY 2017, one project began construction. At the Chillicothe Correctional Institution, a \$6.5 million construction project is expected to save \$700,000 in annual utility and operational costs over a period of 10 years.

Standards and Guidelines for Public Construction



The Commission publishes and updates two sets of standards and guidelines in order to ensure uniformity in state building construction.

The **Ohio School Design Manual (OSDM)** sets construction standards for all OFCC-funded K-12 school construction and renovation. Its goal is to ensure statewide equity and quality for school facilities as required by state law.

The design manual sets necessary minimum standards of quality and provides a flexible set of guidelines to serve the diverse needs of local school communities and the children they serve. The entire manual is available at [http://ofcc.ohio.gov/Resources/DesignManual\(OSDM\).aspx](http://ofcc.ohio.gov/Resources/DesignManual(OSDM).aspx)

The **Ohio Facilities Construction Manual (OFCM)** outlines the procedures used by the OFCC to manage state-agency and state-supported university and community college capital projects. It also details standard office procedures associated with the day-to-day operation of OFCC. It can be found at <http://ofcc.ohio.gov/Resources/Publications.aspx#115666-the-ofc-manual>

Both the OSDM and OFCM are updated annually to accommodate current needs, new products, changes in the construction industry and, in the case of the OSDM, changes in teaching methods.



*Weatherwane Playhouse, Newark, OH
(Licking Co.)*

Agency/Higher Education Project Status

Completed Projects

Project Number	Organization	Project Name	Stage	Delivery Method	Budget
AGO-150002	Attorney General	BCII London HVAC Upgrades	Completed	General Contractor	\$1,134,103.00
AGO-150003	Attorney General	BCII London Garage Renovation	Completed	General Contractor	\$336,466.68
AGO-130004	Attorney General	BCII London Fire Suppression	Completed	Multiple Prime	\$8,610,000.00
BWC-140001	Bureau of Workers' Compensation	William Green Fire Alarm Upgrade	Completed	General Contractor	\$2,967,806.63
CSU-150083	Central State University	Hallie Q. Brown Memorial Library	Completed	General Contractor	\$2,924,210.00
JFS-150702	Department of Job and Family Services	JFS Capital Improvement Projects - Lima	Completed	General Contractor	\$143,234.95
JFS-150501	Department of Job and Family Services	JFS Capital Improvement Projects - Youngstown	Completed	General Contractor	\$534,110.00
DNR-150031	Department of Natural Resources	DNR Mine Training Facility	Completed	Design Build	\$3,000,000.00
DNR-150050	Department of Natural Resources	Hocking Hills Roof Replacement and Pool Repairs	Completed	General Contractor	\$3,000,000.00
DNR-160047	Department of Natural Resources	Little Miami Trail Improvements Phase I	Completed	General Contractor	\$947,980.00
DNR-090020	Department of Natural Resources	Lonz Winery Renovations	Completed	General Contractor	\$6,250,000.00
DNR-090020	Department of Natural Resources	Lonz Winery Renovations	Completed	General Contractor	\$6,250,000.00
DMH-150008	Mental Health and Addiction Services	Fire Alarm and Elevator Upgrades	Completed	General Contractor	\$1,538,000.00
DOT-150006	Ohio Department of Transportation	District 6 HVAC Upgrades	Completed	General Contractor	\$3,900,000
DOT-130005	Ohio Department of Transportation	Warrensville Heights Full Service Maintenance Facility	Completed	Design Build	\$8,793,346.09
EXP-150005	Ohio Exposition Commission	Gilligan Complex - Renovations	Completed	CM at Risk	\$6,054,756.60
EXP-150003	Ohio Exposition Commission	New Exhibition Hall	Completed	CM at Risk	\$24,019,876.68
OSD-160002	Ohio School for the Deaf	Deaf Kitchen Remodel	Completed	General Contractor	\$673,365.89
DRC-150089	Rehabilitation and Correction	GCI-Population Management Fence	Completed	Design Build	\$4,269,003.08
DRC-140060	Rehabilitation and Correction	PCI Electric - Phase 2	Completed	General Contractor	\$4,320,000.00
DRC-130036	Rehabilitation and Correction	Wastewater Treatment Plant Upgrade - RCI	Completed	General Contractor	\$2,200,000.00
DRC-140051	Rehabilitation and Correction	OSP Roof Replacement	Completed	General Contractor	\$4,048,602.65
DRC-130012	Rehabilitation and Correction	TCI Roof Replacement	Completed	General Contractor	\$4,500,000.00
DRC-140048	Rehabilitation and Correction	CRC HVAC Replacement	Completed	General Contractor	\$4,084,023.69
DRC-130012	Rehabilitation and Correction	TCI Roof Replacement	Completed	General Contractor	\$4,500,000.00
DRC-140051	Rehabilitation and Correction	OSP Roof Replacement	Completed	General Contractor	\$4,048,602.65
JSC-130002	Supreme Court	Exterior Repair - Sidewalk	Completed	General Contractor	\$564,758.18
JSC-140001	Supreme Court	Elevator Repair Project	Completed	General Contractor	\$3,325,425.25

Agency/Higher Education Project Status

Ongoing Projects

Project Number	Organization	Project Name	Stage	Delivery Method	Budget
AGO-170001	Attorney General	BCI Richfield Lab Humidity Control System	Design	General Contractor	\$197,208.00
AGO-170011	Attorney General	OPOTA MILO Scenario Training	Design	General Contractor	\$730,000.00
AGO-170007	Attorney General	BCI London Chiller - Replacement	Design	General Contractor	\$769,646.50
AGO-170003	Attorney General	London OPOTA TTC HVAC and Elect Foy Bldg	Design	General Contractor	\$776,658.72
AGO-150001.02	Attorney General	BCII Data Center Renovations - Richfield	Design	General Contractor	\$1,329,662.02
AGO-150001.01	Attorney General	BCII Data Center Renovations - London	Design	General Contractor	\$1,690,112.58
BTC-170001	Belmont College	FY-17 Main Building Improvements	Construction	General Contractor	\$7,910,000.00
CSU-16BLSP.1	Central State University	BL Roof Replacement	Construction	General Contractor	\$533,193.00
CSU-16BLSP.2	Central State University	BL HVAC Replacement	Construction	General Contractor	\$1,174,937.00
CLT-170001	Clark State Community College	Rhodes Hall Applied Science Center Renovation	Design	Design Build	\$4,800,000.00
CTI-170001	Columbus State Community College	School of Hospitality Management and Culinary Arts	Design	CM at Risk	\$33,600,000.00
DAS-160080.2	Department of Administrative Services	Lausche Fire Suppression Improvement	Design	Design Build	\$225,000.01
DAS-160080.3	Department of Administrative Services	Rhodes Life Safety Remove B3 Gear	Design	Design Build	\$343,000.00
DAS-160090.2	Department of Administrative Services	Lausche Roof Replacement	Design	General Contractor	\$1,450,000.00
DAS-170001	Department of Administrative Services	Rhodes Tower Building Envelope Renovation	Design	CM at Risk	\$19,250,000.00
COM-150001	Department of Commerce	SFM Renovations	Construction	General Contractor	\$3,380,000.00
DMR-170021	Department of Developmental Disabilities	CaDC ADA Bathroom Improvements	Design	General Contractor	\$1,400,000.00
AGR-170001	Department of Health	Molecular Lab Health	Design	General Contractor	\$650,000.00
DNR-160045	Department of Natural Resources	Little Miami Trail Stabilization - Phase 1	Construction	General Contractor	\$529,575.65
DNR-160046	Department of Natural Resources	Little Miami Trail Stabilization - Phase 2	Design	General Contractor	\$825,000.00
DNR-170019	Department of Natural Resources	Cadiz Mine Training Facility - Phase 2	Construction	Design Build	\$3,300,000.00
DNR-140072	Department of Natural Resources	Little Miami Trail Restoration	Construction	General Contractor	\$3,500,000.00
DNR-150007	Department of Natural Resources	Hueston Woods SP Wastewater System Improvements - Phase 2	Construction	General Contractor	\$3,656,329.81
DNR-150005	Department of Natural Resources	Punderson SP Water System Improvements	Construction	General Contractor	\$4,930,000.00
DNR-170027	Department of Natural Resources	Hocking Hills Visitor Center	Design	General Contractor	\$5,643,000.00

Agency/Higher Education Project Status

Ongoing Projects (cont'd)

Project Number	Organization	Project Name	Stage	Delivery Method	Budget
DNR-170070	Department of Natural Resources	STW Cabin Renovations FY 17-18	Construction	General Contractor	\$5,873,935.90
DNR-170071	Department of Natural Resources	STW Campgrounds Renovations FY 17-18	Construction	General Contractor	\$12,090,258.43
DPS-170003	Department of Public Safety	Warren DHQ Post Site Renovation	Design	General Contractor	\$1,913,005.00
DVS-150001	Department of Veteran Services	Window Replacement	Design	General Contractor	\$2,268,342.00
DVS-130008	Department of Veteran Services	Secrest, Giffin HVAC 2 Pipe to 4 Pipe	Construction	General Contractor	\$3,579,500.00
DYS-170166	Department of Youth Services	CJCF Program Building	Design	General Contractor	\$25,030.00
DYS-170163	Department of Youth Services	IRJCF PREA Restroom Renovations	Design	General Contractor	\$900,000.00
DYS-170162	Department of Youth Services	CHJCF PREA Restroom Renovations	Design	General Contractor	\$1,200,000.00
DYS-130103	Department of Youth Services	Security Upgrades- Indian River JCF	Construction	General Contractor	\$1,285,750.00
DYS-160143	Department of Youth Services	CJCF Housing Building Replacement	Design	CM at Risk	\$24,322,462.30
DMH-150007	Mental Health and Addiction Services	Patient Area Safety Improvements	Design	General Contractor	\$2,678,091.24
DOT-160001	Ohio Department of Transportation	Wood County Service Areas	Construction	Design Build	\$1,587,670.00
DOT-170003	Ohio Department of Transportation	Union Full Service Maintenance Facility	Design	Multiple Prime	\$9,040,500.00
DOT-170003	Ohio Department of Transportation	Union Full Service Maintenance Facility	Design	Multiple Prime	\$9,040,500.00



*Lonz Winery Restoration Project - Middle Bass Island
Agency partner, Ohio Department of Natural Resources*

Agency/Higher Education Project Status

Ongoing Projects (cont'd)

Project Number	Organization	Project Name	Stage	Delivery Method	Budget
DOT-170004	Ohio Department of Transportation	Dryden Road Full Service Maintenance Facility	Design	Multiple Prime	\$9,040,500.00
DOT-170004	Ohio Department of Transportation	Dryden Road Full Service Maintenance Facility	Design	Multiple Prime	\$9,040,500.00
DOT-170005	Ohio Department of Transportation	Greene Full Service Maintenance Facility	Design	Multiple Prime	\$9,040,500.00
DOT-170005	Ohio Department of Transportation	Greene Full Service Maintenance Facility	Design	Multiple Prime	\$9,040,500.00
DOT-170010	Ohio Department of Transportation	Roberts Road Full Service Maintenance Facility	Design	Multiple Prime	\$9,040,500.00
DOT-170010	Ohio Department of Transportation	Roberts Road Full Service Maintenance Facility	Design	Multiple Prime	\$9,040,500.00
DOT-140006.1	Ohio Department of Transportation	Cleveland FSMF	Design	Multiple Prime	\$10,450,000.00
EXP-170001	Ohio Exposition Commission	Celeste Renovations	Design	General Contractor	\$9,400,000.00
DRC-140063	Rehabilitation and Correction	WWTP Capacity and Usage Study	Study	N/A	\$55,754.84
DRC-17F112	Rehabilitation and Correction	TCI & Camp HVAC & Generator Renovation	Design	General Contractor	\$1,597,768.00
DRC-17F090	Rehabilitation and Correction	TCI & Camp Shower Renovation	Design	General Contractor	\$1,832,728.01
JSC-140001	Supreme Court	Elevator Repair Project	Completed	General Contractor	\$3,325,425.25



Agency partner, Ohio Department of Natural Resources, celebrated the grand opening of the Lonz Winery and Middle Bass Island restoration project on a cloudy day in June 2017.
Photo credit: OFCC



Agency/Higher Education Project Status

Ongoing Projects (cont'd)

Project Number	Organization	Project Name	Stage	Delivery Method	Budget
DRC-16F136	Rehabilitation and Correction	New Nursery	Design	General Contractor	\$1,931,000.00
DRC-16F039	Rehabilitation and Correction	CCI Death Row Plumbing Renovation	Construction	General Contractor	\$2,100,000.00
DRC-17F013	Rehabilitation and Correction	LorCi Segregation Plumbing Renovation	Design	Multiple Prime	\$2,260,000.00
DRC-17F015	Rehabilitation and Correction	ManCI- Phase 1 Shower Renovation	Design	General Contractor	\$2,310,000.00
DRC-130022	Rehabilitation and Correction	Fire Alarm Upgrade - RCI	Construction	General Contractor	\$2,495,000.00
DRC-130058	Rehabilitation and Correction	AOCI HVAC System Replacement	Construction	General Contractor	\$2,541,250.00
DRC-15F131	Rehabilitation and Correction	CRC Roof Renovation	Construction	General Contractor	\$2,885,000.00
DRC-15o119	Rehabilitation and Correction	LECI Administration Admin. Building	Construction	General Contractor	\$2,989,427.56
DRC-15o132	Rehabilitation and Correction	LOCI Sally Port Replacement	Construction	General Contractor	\$3,200,000.00
DRC-140047	Rehabilitation and Correction	CRC Window Replacement	Construction	General Contractor	\$3,400,000.00
DRC-140052	Rehabilitation and Correction	PCI Sanitary Sewer Repairs	Construction	General Contractor	\$3,700,000.00
DRC-130057	Rehabilitation and Correction	CCI Shower Bathroom Renovation	Construction	General Contractor	\$3,805,750.00
DRC-15o117	Rehabilitation and Correction	CCI Window Replacement	Design	General Contractor	\$3,885,770.84
DRC-140045	Rehabilitation and Correction	CCI Electrical Distribution Upgrade	Construction	General Contractor	\$5,637,500.00
DRC-17F005	Rehabilitation and Correction	Franklin Medical Center	Design	General Contractor	\$9,227,120.56
DRC-090051	Rehabilitation and Correction	Roof and Cell Window Replacement - LeCI	Construction	General Contractor	\$10,800,000.00
DRC-17F009	Rehabilitation and Correction	LoCI & MaCI General Construction	Design	CM at Risk	\$11,471,250.00
DRC-130056	Rehabilitation and Correction	Wastewater Treatment Plant Upgrade - SCI	Design	General Contractor	\$12,139,600.00
DRC-16F077	Rehabilitation and Correction	Population Management Fencing	Construction	Design Build	\$12,500,000.00
DRC-16F110	Rehabilitation and Correction	Lincoln Replacement Housing	Construction	CM at Risk	\$15,324,600.00
DRC-17F018	Rehabilitation and Correction	PCI Master Plan Demo and Design	Design	General Contractor	\$18,700,000.00
JSC-170001	Supreme Court	Plaza Pools	Design	General Contractor	\$49,840.00
JSC-140002	Supreme Court	MJC Chiller-Boiler Replacement	Design	General Contractor	\$2,935,316.35
JSC-170002	Supreme Court	Exterior Repairs	Design	General Contractor	\$7,143,930.00

Agency/Higher Education Project Status



*Agency partner, Ohio Department of Youth Services, began construction site work at the Circleville Juvenile Correctional Facility for six new housing units.
Photo credit: OFCC*

K-12 Project Status

Completed Districts

District	County	Program	Year Funded	Total Master Facility Plan Costs	State Share %	Buildings Complete
Apollo Joint Vocational School	Allen	VFAP	2012	\$34,125,092.93	67%	1
Brown Local SD	Carroll	ENP	2012	\$24,503,681.00	30%	1
Carey EVSD	Wyandot	CFAP	2013	\$31,087,899.00	70%	1
Colonel Crawford Local SD	Crawford	Multiple	2013	\$18,760,957.60	31%	1
Green Local SD	Wayne	CFAP	2009	\$32,308,794.89	65%	1
Keystone Local SD	Lorain	Multiple	2012	\$46,291,256.00	22%	3
Lorain City SD	Lorain	CFAP	2001	\$216,284,880.00	81%	14
Napoleon City SD	Henry	CFAP	2011	\$45,938,772.00	38%	2
Ridgemont Local SD	Hardin	CFAP	2012	\$20,044,763.00	76%	1
Weathersfield Local SD	Trumbull	CFAP	2012	\$24,859,912.00	72%	2
West Muskingum Local SD	Muskingum	Multiple	2012	\$37,432,107.48	39%	3

K-12 Project Status

Funding Offers

District	County	State Share	Local Share	Total Budget
Amherst Exempted Village	Lorain	\$14,217,253	\$31,644,854	\$45,862,107
Anna Local SD	Shelby	\$8,704,954	\$8,797,273	\$17,502,227
Canal Winchester Local SD	Franklin	\$18,803,806	\$41,853,634	\$60,657,440
Clark Shawnee Local SD	Clark	\$15,610,526	\$36,424,562	\$52,035,088
Clear Fork Valley Local SD	Richland	\$15,615,530	\$9,983,699	\$25,599,229
Dover City SD (ENP)	Tuscarawas	\$20,302,957	\$17,295,111	\$37,598,068
Elyria City SD	Lorain	\$79,868,962	\$39,338,344	\$119,207,406
Fairborn City SD	Greene	\$23,452,778	\$27,531,521	\$50,984,299
Fremont City SD	Sandusky	\$54,354,892	\$56,573,459	\$110,928,351
Lancaster City SD	Fairfield	\$21,535,297	\$26,320,918	\$47,856,215
Licking Heights Local SD	Licking	\$20,770,983	\$73,642,576	\$94,413,559
Minister Local SD	Auglaize	\$3,605,152	\$14,420,610	\$18,025,762
Preble Shawnee Local SD	Preble	\$29,273,781	\$15,762,805	\$45,036,586
Sandusky City SD	Erie	\$35,207,198	\$19,804,049	\$55,011,247
Shaker Heights City SD	Cuyahoga	\$31,873,846	\$100,933,847	\$132,807,693
St Bernard Elmwood Place City SD	Hamilton	\$27,062,550	\$5,940,560	\$33,003,110
Tallmadge City SD	Summit	\$14,271,619	\$50,599,376	\$64,870,995
Toronto City SD	Jefferson	\$6,063,473	3,876,647	\$9,940,120
Tri-Star STEM Compact School SD	Mercer	\$8,315,926	\$8,315,926	\$16,631,852
West Clermont Local SD	Clermont	\$45,363,991	\$105,849,312	\$151,213,303
Xenia Community City SD	Greene	\$28,524,763	\$33,485,591	\$62,010,354
Winton Woods City SD	Hamilton	\$48,875,958	\$50,870,895	\$99,746,853
TOTAL		\$571,676,195	\$779,265,569	\$1,350,941,864

K-12 Project Status

K-12 Project Status - All Districts

District	County	Program	Master Plan Status	Year Funded	Total Master Facility Plan Costs	State Share (%)	Buildings in Design	Buildings Under Construction	Buildings Complete
Ada EVSD	Hardin	Multiple	All Buildings Complete	2005	\$22,272,357.00	73%			1
Adena Local SD	Ross	CFAP	All Buildings Complete	1998	\$25,145,841.00	89%			1
Akron City SD	Summit	CFAP	Funded, Not Complete	2002	\$564,105,924.00	59%	1	2	36
Alexander Local SD	Athens	ENP	All Buildings Complete	2000	\$28,879,040.00	73%			1
Allen East Local SD	Allen	CFAP	All Buildings Complete	2003	\$27,746,189.61	79%			1
Alliance City SD	Stark	CFAP	All Buildings Complete	1999	\$61,423,828.70	84%			6
Amanda-Clearcreek Local SD	Fairfield	CFAP	All Buildings Complete	1999	\$37,347,563.00	85%			2
Amherst EVSD	Lorain	Multiple	Funded, Not Complete	2016	\$23,868,170.00	69%	1	0	1
Anna Local SD	Shelby	CFAP	Funded, Not Complete	2016	\$17,502,226.57	50%	2	0	0
Ansonia Local SD	Darke	ENP	All Buildings Complete	1999	\$13,790,931.93	80%			1
Antwerp Local SD	Paulding	CFAP	All Buildings Complete	2000	\$20,473,571.12	84%			1
Apollo JVSD	Allen	VFAP	All Buildings Complete	2012	\$34,125,092.93	67%			1
Arcanum Butler Local SD	Darke	CFAP	All Buildings Complete	2007	\$29,594,284.00	64%			1
Ashland City SD	Ashland	CFAP	Funded, Not Complete	2012	\$38,526,940.00	41%			2
Ashtabula Area City SD	Ashtabula	Multiple	All Buildings Complete	2005	\$112,950,748.10	70%			6
Austintown Local SD	Mahoning	CFAP	Funded, Not Complete	2009	\$50,343,583.00	47%			2
Ayersville Local SD	Defiance	Multiple	Funded, Not Complete	2011	\$16,778,266.00	67%	0	1	0
Barberton City SD	Summit	Multiple	All Buildings Complete	2007	\$71,762,167.00	60%			4
Barnesville EVSD	Belmont	CFAP	All Buildings Complete	1998	\$20,246,346.80	83%			3
Batavia Local SD	Clermont	Multiple	Funded, Not Complete	2012	\$24,789,118.00	49%	0	0	1
Beaver Local SD	Columbiana	CFAP	All Buildings Complete	2012	\$52,212,461.00	62%			1
Bellaire City SD	Belmont	CFAP	All Buildings Complete	1998	\$31,343,452.00	87%			3
Bellefontaine City SD	Logan	CFAP	Funded, Not Complete	2009	\$35,003,787.00	61%	0	0	2

K-12 Project Status

K-12 Project Status - All Districts (cont'd)

District	County	Program	Master Plan Status	Year Funded	Total Master Facility Plan Costs	State Share (%)	Buildings in Design	Buildings Under Construction	Buildings Complete
Bellevue City SD	Huron	CFAP	Funded, Not Complete	2009	\$38,832,138.00	41%	0	0	2
Bethel-Tate Local SD	Clermont	CFAP	All Buildings Complete	1999	\$28,898,548.73	82%			4
Blanchester Local SD	Clinton	CFAP	All Buildings Complete	1999	\$32,062,813.72	84%			3
Bloom-Vernon Local SD	Scioto	CFAP	All Buildings Complete	1997	\$19,327,504.00	88%			2
Botkins Local SD	Shelby	CFAP	All Buildings Complete	2011	\$22,674,857.86	75%			1
Bradford EVSD	Miami	CFAP	All Buildings Complete	1998	\$16,701,465.81	91%			1
Bridgeport EVSD	Belmont	CFAP	All Buildings Complete	2003	\$19,357,563.27	80%			1
Bright Local SD	Highland	CFAP	All Buildings Complete	1997	\$18,639,879.31	94%			2
Brookfield Local SD	Trumbull	CFAP	All Buildings Complete	2007	\$34,851,549.00	64%			1
Brookville Local SD	Montgomery	Multiple	All Buildings Complete	2008	\$34,167,542.57	43%			2
Brown Local SD	Carroll	ENP	All Buildings Complete	2012	\$24,503,681.00	30%	0	0	1
Bryan City SD	Williams	CFAP	Funded, Not Complete	2013	\$53,945,575.00	35%	0	1	1
Buckeye Central Local SD	Crawford	CFAP	All Buildings Complete	2006	\$20,326,257.84	80%			1
Bucyrus City SD	Crawford	CFAP	All Buildings Complete	2005	\$33,481,802.86	72%			2
Butler Technology and Career JVSD	Butler	VFAP	All Buildings Complete	2007	\$16,773,061.35	63%			1
Cambridge City SD	Guernsey	CFAP	All Buildings Complete	1999	\$50,692,280.00	84%			5
Campbell City SD	Mahoning	CFAP	All Buildings Complete	1999	\$32,351,824.58	90%			2
Canal Winchester Local SD	Franklin	Multiple	Funded, Not Complete	2017	\$60,657,440.48	31%	0	0	3
Canton City SD	Stark	CFAP	All Buildings Complete	1999	\$161,214,529.00	77%			18
Cardington-Lincoln Local SD	Morrow	CFAP	All Buildings Complete	2002	\$24,964,289.51	87%			3
Carey EVSD	Wyandot	CFAP	All Buildings Complete	2013	\$31,087,899.00	70%	0	0	1
Carlisle Local SD	Warren	Multiple	Funded, Not Complete	2011	\$42,178,974.22	68%	0	0	0
Carrollton EVSD	Carroll	CFAP	Funded, Not Complete	2016	\$37,713,636.00	41%	0	1	0

K-12 Project Status

K-12 Project Status - All Districts (cont'd)

District	County	Program	Master Plan Status	Year Funded	Total Master Facility Plan Costs	State Share (%)	Buildings in Design	Buildings Under Construction	Buildings Complete
Cedar Cliff Local SD	Greene	CFAP	All Buildings Complete	2008	\$21,750,655.17	52%			1
Centerburg Local SD	Knox	CFAP	All Buildings Complete	2000	\$23,407,528.00	80%			2
Champion Local SD	Trumbull	CFAP	Funded, Not Complete	2015	\$31,344,141.83	56%	0	1	0
Chesapeake Union EVSD	Lawrence	CFAP	All Buildings Complete	1998	\$22,142,650.52	82%			3
Chillicothe City SD	Ross	Multiple	Funded, Not Complete	2015	\$46,705,260.62	55%	2	0	1
Chippewa Local SD	Wayne	CFAP	Funded, Not Complete	2015	\$25,050,777.54	41%	1	0	0
Cincinnati City SD	Hamilton	CFAP	All Buildings Complete	2002	\$915,945,589.00	23%			50
Circleville City SD	Pickaway	CFAP	All Buildings Complete	2009	\$65,375,214.00	42%			3
Clark-Shawnee Local SD	Clark	Multiple	Funded, Not Complete	2016	\$52,035,087.87	30%	0	0	0
Clay Local SD	Scioto	CFAP	All Buildings Complete	2008	\$22,822,331.00	81%			1
Claymont City SD	Tuscarawas	CFAP	All Buildings Complete	1997	\$30,537,414.25	100%			5
Clear Fork Valley Local SD	Richland	CFAP	Funded, Not Complete	2004	\$25,599,228.00	61%	2	0	0



Kramer Elementary School, Talawanda City Schools (Butler Co.)
Photo credit: SHP Leading Design

K-12 Project Status

K-12 Project Status - All Districts (cont'd)



Kramer Elementary School, Talawanda City Schools (Butler Co.)
Photo credit: SHP Leading Design

District	County	Program	Master Plan Status	Year Funded	Total Master Facility Plan Costs	State Share (%)	Buildings in Design	Buildings Under Construction	Buildings Complete
Clearview Local SD	Lorain	CFAP	All Buildings Complete	2000	\$25,516,809.00	82%			3
Cleveland Municipal SD	Cuyahoga	CFAP	Funded, Not Complete	2002	\$1,506,370,354.00	68%	2	8	46
Clinton-Massie Local SD	Clinton	Multiple	All Buildings Complete	2006	\$48,332,140.70	74%			3
Clyde-Green Springs EVSD	Sandusky	CFAP	All Buildings Complete	2007	\$48,590,806.60	66%			4
Coldwater EVSD	Mercer	CFAP	All Buildings Complete	2002	\$24,458,096.91	79%			1
Collins Career Center	Lawrence	VFAP	All Buildings Complete	2009	\$23,796,519.48	75%	0	0	1
Colonel Crawford Local SD	Crawford	Multiple	All Buildings Complete	2013	\$18,760,957.60	31%	0	0	1
Columbus City SD	Franklin	CFAP	Funded, Not Complete	2002	\$1,337,758,703.00	30%	0	3	42
Columbus Grove Local SD	Putnam	CFAP	All Buildings Complete	2009	\$25,430,352.83	68%			1

K-12 Project Status

K-12 Project Status - All Districts (cont'd)


District	County	Program	Master Plan Status	Year Funded	Total Master Facility Plan Costs	State Share (%)	Buildings in Design	Buildings Under Construction	Buildings Complete
Cory-Rawson Local SD	Hancock	Multiple	Funded, Not Complete	2009	\$13,099,790.00	52%			1
Coshocton City SD	Coshocton	CFAP	Funded, Not Complete	2009	\$24,078,445.00	67%			1
Coventry Local SD	Summit	CFAP	Funded, Not Complete	2012	\$30,083,556.00	37%	0	1	0
Covington EVSD	Miami	CFAP	Funded, Not Complete	2013	\$18,543,876.00	58%	0	0	1
Crestline EVSD	Crawford	CFAP	All Buildings Complete	2008	\$26,554,017.19	60%			1
Crestview Local SD	Richland	CFAP	All Buildings Complete	2002	\$17,995,421.73	89%			3
Crestview Local SD	Van Wert	CFAP	All Buildings Complete	2007	\$11,835,182.00	79%			1
Crooksville EVSD	Perry	CFAP	All Buildings Complete	1999	\$7,399,867.32	82%			2
Danville Local SD	Knox	CFAP	All Buildings Complete	1999	\$8,830,887.31	80%			1
Dawson-Bryant Local SD	Lawrence	CFAP	All Buildings Complete	2001	\$19,585,708.00	98%			2
Dayton City SD	Montgomery	CFAP	All Buildings Complete	2002	\$488,213,839.00	61%			26
Defiance City SD	Defiance	Multiple	Funded, Not Complete	2005	\$55,784,080.00	59%	0	2	1
Dover City SD	Tuscarawas	Multiple	Funded, Not Complete	2016	\$33,871,640.00	54%	1	0	0
East Cleveland City SD	Cuyahoga	CFAP	All Buildings Complete	1997	\$104,211,164.00	90%			7
East Guernsey Local SD	Guernsey	CFAP	All Buildings Complete	2001	\$22,162,677.00	87%			2
East Liverpool City SD	Columbiana	CFAP	All Buildings Complete	2002	\$43,879,053.35	87%			3
East Muskingum Local SD	Muskingum	CFAP	All Buildings Complete	2000	\$28,985,404.91	74%			4
East Palestine City SD	Columbiana	CFAP	All Buildings Complete	1999	\$15,615,218.63	91%			2
Eastern Local SD	Brown	CFAP	All Buildings Complete	2005	\$37,096,087.00	86%			4
Eastern Local SD	Pike	CFAP	All Buildings Complete	1997	\$25,193,145.31	92%			1
Eastwood Local SD	Wood	CFAP	Funded, Not Complete	2008	\$19,465,053.01	36%	0	0	1
Eaton Community City SD	Preble	Multiple	Funded, Not Complete	2009	\$56,381,310.00	43%	0	0	3
Edgerton Local SD	Williams	Multiple	All Buildings Complete	2008	\$17,944,939.35	59%			2

K-12 Project Status

K-12 Project Status - All Districts (cont'd)



Lorain High School, Lorain City Schools (Lorain Co.)
Photos courtesy of Then Design Architecture



K-12 Project Status

K-12 Project Status - All Districts (cont'd)

District	County	Program	Master Plan Status	Year Funded	Total Master Facility Plan Costs	State Share (%)	Buildings in Design	Buildings Under Construction	Buildings Complete
Edgewood City SD	Butler	CFAP	Funded, Not Complete	2008	\$42,146,325.00	51%			1
Edon-Northwest Local SD	Williams	CFAP	All Buildings Complete	2000	\$18,161,819.16	81%			1
Elgin Local SD	Marion	CFAP	All Buildings Complete	2009	\$34,220,622.23	56%			1
Elmwood Local SD	Wood	CFAP	All Buildings Complete	2000	\$27,807,863.24	80%			1
Elyria City SD	Lorain	Multiple	Funded, Not Complete	2011	\$57,059,562.00	39%			1
Euclid City SD	Cuyahoga	CFAP	Funded, Not Complete	2009	\$60,330,934.00	41%	0	0	4
Evergreen Local SD	Fulton	ENP	All Buildings Complete	2001	\$24,085,135.61	49%			2
Fairborn City SD	Greene	CFAP	Funded, Not Complete	2016	\$50,984,299.03	46%			0
Fairfield City SD	Butler	CFAP	Funded, Not Complete	2013	\$73,120,019.00	26%	0	0	3
Fairfield Local SD	Highland	CFAP	All Buildings Complete	1998	\$18,071,618.33	90%			1
Fairfield Union Local SD	Fairfield	Multiple	All Buildings Complete	2005	\$58,657,624.65	72%			4
Fairland Local SD	Lawrence	CFAP	All Buildings Complete	1998	\$36,131,866.00	84%			4
Fairlawn Local SD	Shelby	CFAP	All Buildings Complete	2006	\$17,965,830.10	85%			1
Fayette Local SD	Fulton	ENP	All Buildings Complete	2003	\$16,573,157.00	81%			1
Fayetteville-Perry Local SD	Brown	CFAP	All Buildings Complete	2005	\$19,376,930.39	84%			2
Federal Hocking Local SD	Athens	Multiple	Funded, Not Complete	2004	\$846,484.86	33%	0	0	1
Felicity-Franklin Local SD	Clermont	CFAP	All Buildings Complete	2001	\$15,395,811.93	91%			1
Fort Loramie Local SD	Shelby	CFAP	All Buildings Complete	2006	\$15,395,082.00	69%			2
Fostoria City SD	Seneca	CFAP	Funded, Not Complete	2008	\$46,715,412.95	89%	2	0	0
Franklin Local SD	Muskingum	CFAP	All Buildings Complete	2003	\$32,730,081.05	91%			5
Franklin-Monroe Local SD	Darke	CFAP	All Buildings Complete	2008	\$24,812,909.00	83%			1
Fredericktown Local SD	Knox	Multiple	All Buildings Complete	2005	\$26,835,349.85	71%			1
Fremont City SD	Sandusky	Multiple	Funded, Not Complete	2016	\$107,130,572.84	32%			1

K-12 Project Status

K-12 Project Status - All Districts (cont'd)

District	County	Program	Master Plan Status	Year Funded	Total Master Facility Plan Costs	State Share (%)	Buildings in Design	Buildings Under Construction	Buildings Complete
Frontier Local SD	Washington	CFAP	All Buildings Complete	1998	\$27,242,239.48	89%			3
Galion City SD	Crawford	Multiple	All Buildings Complete	2004	\$54,365,919.06	76%			4
Gallia-Jackson-Vinton JVSD	Gallia	VFAP	All Buildings Complete	2006	\$17,344,093.36	75%			1
Gallipolis City SD	Gallia	Multiple	All Buildings Complete	2005	\$29,019,781.86	66%			5
Garfield Heights City SD	Cuyahoga	Multiple	Funded, Not Complete	2009	\$65,180,987.00	26%			3
Geneva Area City SD	Ashtabula	Multiple	All Buildings Complete	2006	\$78,697,614.93	73%			5
Genoa Area Local SD	Ottawa	Multiple	Funded, Not Complete	2008	\$37,708,244.00	58%			2
Georgetown EVSD	Brown	CFAP	All Buildings Complete	2003	\$22,458,022.84	78%			2
Gibsonburg EVSD	Sandusky	CFAP	All Buildings Complete	2000	\$23,984,194.52	79%			2
Girard City SD	Trumbull	Multiple	All Buildings Complete	2000	\$25,071,494.77	80%			2
Global Impact Stem Academy	Clark	STEM	Funded, Not Complete	2016	\$6,303,844.03	50%	1	0	0
Goshen Local SD	Clermont	CFAP	All Buildings Complete	1999	\$40,306,093.92	79%			5
Graham Local SD	Champaign	Multiple	All Buildings Complete	2007	\$35,170,208.99	56%			3
Grand Valley Local SD	Ashtabula	ENP	All Buildings Complete	2001	\$37,244,633.00	65%			1
Green Local SD	Wayne	CFAP	All Buildings Complete	2009	\$32,308,794.89	65%	0	0	1
Greeneview Local SD	Greene	Multiple	Funded, Not Complete	2008	\$28,197,549.00	62%			2
Greenfield EVSD	Highland	CFAP	All Buildings Complete	1997	\$32,672,744.37	87%			5
Greenon Local SD	Clark	CFAP	Funded, Not Complete	2017	\$44,374,067.22	33%	1	0	0
Greenville City SD	Darke	Multiple	Funded, Not Complete	2013	\$45,344,484.00	42%	0	0	1
Groveport Madison	Franklin	CFAP	Funded, Not Complete	2014	\$180,956,007.00	53%	0	1	0
Hamilton City SD	Butler	Multiple	All Buildings Complete	2007	\$211,732,520.00	59%			11
Hamilton Local SD	Franklin	Multiple	All Buildings Complete	2005	\$54,808,881.54	68%			4
Hardin Northern Local SD	Hardin	CFAP	All Buildings Complete	2007	\$12,643,985.00	73%			1
Hardin-Houston Local SD	Shelby	CFAP	All Buildings Complete	2007	\$22,764,943.51	60%			1

K-12 Project Status

K-12 Project Status - All Districts (cont'd)

District	County	Program	Master Plan Status	Year Funded	Total Master Facility Plan Costs	State Share (%)	Buildings in Design	Buildings Under Construction	Buildings Complete
Harrison Hills City SD	Harrison	CFAP	Funded, Not Complete	2015	\$44,947,580.08	56%	0	1	0
Hicksville EVSD	Defiance	CFAP	All Buildings Complete	2005	\$25,346,436.25	73%			1
Highland Local SD	Morrow	CFAP	All Buildings Complete	2007	\$47,102,379.15	75%			3
Hillsboro City SD	Highland	Multiple	All Buildings Complete	2005	\$48,558,357.51	77%			2
Holgate Local SD	Henry	CFAP	All Buildings Complete	2001	\$20,557,387.86	82%			1
Hopewell-Loudon Local SD	Seneca	CFAP	All Buildings Complete	2009	\$25,756,974.35	49%			1
Hubbard EVSD	Trumbull	CFAP	All Buildings Complete	2006	\$56,805,430.00	68%			1
Huber Heights City SD	Montgomery	CFAP	All Buildings Complete	2008	\$144,123,799.55	52%			7
Huntington Local SD	Ross	CFAP	All Buildings Complete	1997	\$9,986,696.32	87%			1
Indian Creek Local SD	Jefferson	Multiple	Funded, Not Complete	2010	\$15,953,174.00	32%			1
Indian Valley Local SD	Tuscarawas	CFAP	All Buildings Complete	2004	\$42,443,233.91	79%			4
Ironton City SD	Lawrence	CFAP	All Buildings Complete	2005	\$45,463,160.52	73%			2
Jackson Center Local SD	Shelby	Multiple	Funded, Not Complete	2014	\$13,722,954.00	51%	0	1	0
Jackson City SD	Jackson	CFAP	All Buildings Complete	2001	\$68,107,892.01	79%			5
Jefferson Area Local SD	Ashtabula	Multiple	All Buildings Complete	2004	\$51,718,949.00	68%			3
Jefferson Local SD	Madison	ENP	All Buildings Complete	2003	\$25,865,242.00	48%			2
Jennings Local SD	Putnam	CFAP	All Buildings Complete	2000	\$15,577,405.77	83%			1
Johnstown-Monroe Local SD	Licking	CFAP	Funded, Not Complete	2014	\$49,722,613.00	32%	0	1	1
Jonathan Alder Local SD	Madison	Multiple	Funded, Not Complete	2008	\$50,408,346.00	54%			4
Joseph Badger Local SD	Trumbull	ENP	All Buildings Complete	2002	\$28,989,443.55	73%			1
Kalida Local SD	Putnam	Multiple	All Buildings Complete	2007	\$16,888,635.85	75%			1
Kenton City SD	Hardin	CFAP	Funded, Not Complete	2011	\$26,414,629.00	65%	0	0	1
Keystone Local SD	Lorain	Multiple	All Buildings Complete	2012	\$46,291,256.00	22%	0	0	3

K-12 Project Status

K-12 Project Status - All Districts (cont'd)

District	County	Program	Master Plan Status	Year Funded	Total Master Facility Plan Costs	State Share (%)	Buildings in Design	Buildings Under Construction	Buildings Complete
Knox County JVSD	Knox	VFAP	All Buildings Complete	2006	\$16,061,782.00	75%			1
La Brae Local SD	Trumbull	Multiple	Funded, Not Complete	2001	\$28,739,711.00	69%			1
Lake Local SD	Stark	Multiple	Funded, Not Complete	2008	\$73,468,236.00	47%	0	3	0
Lakeview Local SD	Trumbull	CFAP	Funded, Not Complete	2014	\$31,314,657.00	30%	0	1	0
Lakewood City SD	Cuyahoga	Multiple	Funded, Not Complete	2013	\$112,400,694.00	45%	0	4	6
Lakota Local SD	Sandusky	ENP	All Buildings Complete	2007	\$27,606,429.62	58%			1
Lancaster City SD	Fairfield	ENP	Funded, Not Complete	2012	\$81,026,341.00	35%	2	1	4
Lebanon City SD	Warren	Multiple	Funded, Not Complete	2012	\$70,023,698.00	37%	0	1	4
Leetonia EVSD	Columbiana	CFAP	All Buildings Complete	1998	\$19,891,999.89	91%			1
Leipsic Local SD	Putnam	Multiple	All Buildings Complete	2008	\$20,247,170.27	65%			1
Liberty Center Local SD	Henry	CFAP	Funded, Not Complete	2014	\$36,539,610.00	64%	0	1	0
Liberty Union-Thurston Local SD	Fairfield	Multiple	All Buildings Complete	2007	\$24,197,954.00	60%			3
Licking Valley Local SD	Licking	CFAP	All Buildings Complete	2004	\$27,436,234.55	78%			3
Lima City SD	Allen	CFAP	All Buildings Complete	1999	\$106,100,418.41	89%			9
Lincolnview Local SD	Van Wert	CFAP	All Buildings Complete	2005	\$17,233,179.67	71%			1
Lisbon EVSD	Columbiana	CFAP	All Buildings Complete	2002	\$15,089,016.69	85%			2
Logan-Hocking Local SD	Hocking	Multiple	All Buildings Complete	2004	\$86,937,316.20	71%			8
London City SD	Madison	Multiple	All Buildings Complete	2008	\$50,286,751.00	46%			3
Lorain City SD	Lorain	CFAP	All Buildings Complete	2001	\$216,284,880.00	81%	0	0	14
Louisville City SD	Stark	Multiple	All Buildings Complete	2008	\$72,594,443.00	52%			4
Lowellville Local SD	Mahoning	CFAP	All Buildings Complete	1999	\$14,957,182.82	84%			1
Lynchburg-Clay Local SD	Highland	CFAP	All Buildings Complete	1997	\$25,962,167.55	90%			3

K-12 Project Status

K-12 Project Status - All Districts (cont'd)

District	County	Program	Master Plan Status	Year Funded	Total Master Facility Plan Costs	State Share (%)	Buildings in Design	Buildings Under Construction	Buildings Complete
Mad River Local SD	Montgomery	CFAP	All Buildings Complete	2001	\$84,942,644.30	80%			7
Madison Local SD	Butler	Multiple	All Buildings Complete	2007	\$30,208,009.18	57%			2
Madison Local SD	Lake	CFAP	Funded, Not Complete	2007	\$77,425,786.00	60%			2
Madison Local SD	Richland	CFAP	Funded, Not Complete	2009	\$26,492,038.00	42%	0	0	1
Mansfield City SD	Richland	Multiple	Funded, Not Complete	1999	\$41,497,933.00	70%			1
Maple Heights City SD	Cuyahoga	CFAP	All Buildings Complete	2007	\$104,325,301.25	51%			5
Mapleton Local SD	Ashland	CFAP	All Buildings Complete	2000	\$22,527,281.00	79%			2
Maplewood Local SD	Trumbull	CFAP	All Buildings Complete	1999	\$25,729,041.00	88%			3
Marion City SD	Marion	CFAP	All Buildings Complete	1999	\$96,198,689.80	83%			8
Marion Local SD	Mercer	CFAP	All Buildings Complete	1999	\$9,477,927.66	84%			2
Martins Ferry City SD	Belmont	CFAP	All Buildings Complete	2004	\$38,219,732.65	76%			2
Mason City SD	Warren	Multiple	Funded, Not Complete	2016	\$36,762,277.16	25%	2	0	1
Massillon City SD	Stark	Multiple	Funded, Not Complete	2014	\$28,609,749.00	64%			1
Maysville Local SD	Muskingum	CFAP	All Buildings Complete	1998	\$36,862,922.79	87%			2
McDonald Local SD	Trumbull	CFAP	All Buildings Complete	1999	\$17,951,947.00	88%			2
Mechanicsburg EVSD	Champaign	CFAP	All Buildings Complete	2003	\$21,891,003.37	78%			1
Meigs Local SD	Meigs	CFAP	All Buildings Complete	1999	\$35,844,027.12	82%			4
Miami East Local SD	Miami	Multiple	All Buildings Complete	2008	\$26,902,943.00	42%			2
Miami Trace Local SD	Fayette	Multiple	Funded, Not Complete	2005	\$42,558,944.00	46%	0	1	2
Middletown City SD	Butler	Multiple	Funded, Not Complete	2014	\$81,696,308.89	64%	1	2	7
Mid-East Ohio JVSD	Muskingum	Multiple	All Buildings Complete	2009	\$32,731,943.00	69%	0	0	1
Midview Local SD	Lorain	Multiple	Funded, Not Complete	2008	\$39,910,719.00	45%	0	0	4
Milford EVSD	Clermont	Multiple	Funded, Not Complete	2013	\$95,054,312.00	27%	0	0	6

K-12 Project Status

K-12 Project Status - All Districts (cont'd)

District	County	Program	Master Plan Status	Year Funded	Total Master Facility Plan Costs	State Share (%)	Buildings in Design	Buildings Under Construction	Buildings Complete
Millcreek-West Unity Local SD	Williams	CFAP	All Buildings Complete	2004	\$19,003,031.96	67%			1
Miller City-New Cleveland Local SD	Putnam	CFAP	All Buildings Complete	1999	\$14,018,132.06	85%			1
Milton-Union EVSD	Miami	CFAP	All Buildings Complete	2008	\$39,305,370.56	56%			1
Minerva Local SD	Stark	Multiple	All Buildings Complete	2005	\$41,850,904.34	68%			3
Minford Local SD	Scioto	CFAP	All Buildings Complete	1997	\$36,300,768.02	94%			2
Minster Local SD	Auglaize	Multiple	Funded, Not Complete	2015	\$18,025,761.54	20%			
Mississinawa Valley Local SD	Darke	CFAP	All Buildings Complete	1999	\$16,293,232.15	86%			1
Mohawk Local SD	Wyandot	CFAP	All Buildings Complete	2003	\$27,877,140.00	75%			1
Montpelier EVSD	Williams	CFAP	All Buildings Complete	2002	\$26,216,846.89	80%			1
Morgan Local SD	Morgan	Multiple	All Buildings Complete	1999	\$50,828,302.19	81%			5
Mount Gilead EVSD	Morrow	Multiple	All Buildings Complete	2006	\$30,667,275.00	61%			2
Mount Healthy City SD	Hamilton	CFAP	All Buildings Complete	2006	\$82,495,036.83	71%			3
Napoleon City SD	Henry	CFAP	All Buildings Complete	2011	\$45,938,772.00	38%	0	0	2
National Trail Local SD	Preble	CFAP	Funded, Not Complete	2012	\$1,000,000.00	64%			1
Nelsonville-York City SD	Athens	CFAP	All Buildings Complete	2004	\$24,284,331.44	86%			1
New Boston Local SD	Scioto	CFAP	All Buildings Complete	2008	\$19,400,368.72	88%			1
New Bremen Local SD	Auglaize	CFAP	Funded, Not Complete	2011	\$13,690,406.00	46%	0	0	1
New Knoxville Local SD	Auglaize	Multiple	All Buildings Complete	2005	\$8,430,524.80	71%			1
New Lebanon Local SD	Montgomery	CFAP	All Buildings Complete	2000	\$31,373,976.56	81%			3
New Lexington City SD	Perry	CFAP	All Buildings Complete	1998	\$33,184,143.66	88%			4
New London Local SD	Huron	CFAP	All Buildings Complete	1998	\$22,409,255.65	85%			1
New Miami Local SD	Butler	CFAP	All Buildings Complete	1999	\$12,744,851.62	81%			1

K-12 Project Status

K-12 Project Status - All Districts (cont'd)

District	County	Program	Master Plan Status	Year Funded	Total Master Facility Plan Costs	State Share (%)	Buildings in Design	Buildings Under Construction	Buildings Complete
New Riegel Local SD	Seneca	CFAP	All Buildings Complete	1999	\$12,469,834.81	89%			1
Newark City SD	Licking	Multiple	All Buildings Complete	2007	\$144,209,701.00	51%			11
Newcomerstown EVSD	Tuscarawas	CFAP	All Buildings Complete	1999	\$17,760,430.66	80%			3
Newton Falls EVSD	Trumbull	CFAP	All Buildings Complete	2000	\$23,038,427.73	81%			3
Newton Local SD	Miami	CFAP	All Buildings Complete	2007	\$17,411,129.00	63%			1
Niles City SD	Trumbull	Multiple	All Buildings Complete	1999	\$71,173,741.51	68%			4
North Baltimore Local SD	Wood	Multiple	All Buildings Complete	2008	\$20,430,445.00	59%			2
North Central Local SD	Williams	CFAP	Funded, Not Complete	2014	\$8,683,201.00	50%	0	0	1
North College Hill City SD	Hamilton	CFAP	All Buildings Complete	2007	\$39,270,681.72	63%			2
North Fork Local SD	Licking	Multiple	Funded, Not Complete	2005	\$32,672,561.00	71%			2
North Olmsted City SD	Cuyahoga	ENP	Funded, Not Complete	2014	\$74,896,067.00	12%	0	1	0
North Ridgeville City SD	Lorain	ENP	Funded, Not Complete	2013	\$52,800,336.00	17%	0	1	0
North Union Local SD	Union	Multiple	All Buildings Complete	2006	\$34,857,020.26	64%			3
Northern Local SD	Perry	CFAP	All Buildings Complete	2000	\$45,746,376.00	80%			5
Northmont City SD	Montgomery	CFAP	Funded, Not Complete	2011	\$73,967,809.00	47%	0	0	2
Northmor Local SD	Morrow	CFAP	All Buildings Complete	2007	\$29,966,415.80	63%			1
Northridge Local SD	Montgomery	CFAP	Funded, Not Complete	2014	\$50,897,405.47	82%	0	1	0
Northwest Local SD	Scioto	CFAP	All Buildings Complete	2001	\$13,529,607.00	78%			3
Northwest Local SD	Stark	Multiple	All Buildings Complete	2008	\$53,758,778.00	55%			4
Northwestern Local SD	Clark	CFAP	All Buildings Complete	2009	\$51,345,655.00	45%			2
Northwestern Local SD	Wayne	CFAP	All Buildings Complete	2000	\$18,459,617.16	82%			3
Northwood Local SD	Wood	CFAP	Funded, Not Complete	2013	\$33,021,672.00	35%	0	1	0
Norton City SD	Summit	CFAP	Funded, Not Complete	2013	\$32,068,261.00	32%	0	0	1

K-12 Project Status

K-12 Project Status - All Districts (cont'd)



Multi-purpose room, North Central Junior / Senior High School, North Central Local Schools (Williams Co.)
Photo credit: Garmann Miller & Associates



Art room, North Central Junior / Senior High School, North Central Local Schools (Williams Co.)
Photo credit: Garmann Miller & Associates

K-12 Project Status

K-12 Project Status - All Districts (cont'd)

District	County	Program	Master Plan Status	Year Funded	Total Master Facility Plan Costs	State Share (%)	Buildings in Design	Buildings Under Construction	Buildings Complete
Norwayne Local SD	Wayne	CFAP	All Buildings Complete	2006	\$32,235,596.31	67%			2
Oak Hill Union Local SD	Jackson	CFAP	All Buildings Complete	1999	\$30,293,243.00	77%			2
Ohio Valley Local SD	Adams	CFAP	All Buildings Complete	2006	\$58,508,815.33	93%			7
Olmsted Falls City SD	Cuyahoga	ENP	Funded, Not Complete	2012	\$22,859,992.00	34%			2
Orrville City SD	Wayne	Multiple	All Buildings Complete	2009	\$47,478,804.00	39%			3
Osnaburg Local SD	Stark	CFAP	All Buildings Complete	2006	\$27,671,027.00	66%			1
Otsego Local SD	Wood	Multiple	All Buildings Complete	2009	\$38,584,343.36	55%			3
Ottawa-Glandorf Local SD	Putnam	Multiple	All Buildings Complete	2008	\$36,540,471.36	49%			2
Ottoville Local SD	Putnam	CFAP	All Buildings Complete	2000	\$17,963,883.21	83%			1
Painesville City Local SD	Lake	CFAP	All Buildings Complete	2004	\$80,305,695.00	78%			5
Paint Valley Local SD	Ross	CFAP	All Buildings Complete	1997	\$23,037,147.91	90%			2
Pandora-Gilboa Local SD	Putnam	ENP	All Buildings Complete	2000	\$17,174,119.00	74%			1
Parkway Local SD	Mercer	ENP	All Buildings Complete	2002	\$29,893,172.31	77%			1
Patrick Henry Local SD	Henry	Multiple	Funded, Not Complete	2012	\$16,537,997.00	69%			1
Paulding EVSD	Paulding	CFAP	All Buildings Complete	2000	\$29,438,154.36	74%			2
Perry Local SD	Allen	CFAP	Funded, Not Complete	2013	\$14,323,035.00	52%	0	0	1
Pettisville Local SD	Fulton	CFAP	All Buildings Complete	2008	\$21,410,523.00	82%			1
Pickaway-Ross County JVSD	Ross	VFAP	All Buildings Complete	2004	\$18,872,603.21	75%			1
Pickerington Local SD	Fairfield	Multiple	All Buildings Complete	2008	\$102,468,167.76	51%			5
Pike County Area JVSD	Pike	VFAP	All Buildings Complete	2004	\$15,818,750.46	75%			1
Pike-Delta-York Local SD	Fulton	Multiple	All Buildings Complete	2007	\$20,394,888.77	71%			3
Pioneer JVSD	Richland	VFAP	All Buildings Complete	2007	\$29,266,628.00	75%	0	0	1
Piqua City SD	Miami	CFAP	Funded, Not Complete	2011	\$54,880,540.00	47%			2

K-12 Project Status

K-12 Project Status - All Districts (cont'd)

District	County	Program	Master Plan Status	Year Funded	Total Master Facility Plan Costs	State Share (%)	Buildings in Design	Buildings Under Construction	Buildings Complete
Plymouth-Shiloh Local SD	Richland	CFAP	All Buildings Complete	1999	\$23,208,045.82	89%			2
Portsmouth City SD	Scioto	CFAP	All Buildings Complete	2001	\$60,900,772.40	82%			3
Preble-Shawnee Local SD	Preble	Multiple	Funded, Not Complete	1998	\$45,036,586.35	65%	0	0	2
Pymatuning Valley Local SD	Ashtabula	CFAP	All Buildings Complete	2001	\$30,712,159.59	80%			3
Reading Community City SD	Hamilton	ENP	Funded, Not Complete	2015	\$50,792,400.67	54%	0	1	0
Reynoldsburg City SD	Franklin	Multiple	All Buildings Complete	2007	\$129,135,178.34	58%			12
Ridgemont Local SD	Hardin	CFAP	All Buildings Complete	2012	\$20,044,763.00	76%	0	0	1
Ridgewood Local SD	Coshocton	CFAP	All Buildings Complete	1999	\$20,369,942.37	86%			3
Ripley-Union-Lewis Local SD	Brown	CFAP	All Buildings Complete	2001	\$28,312,836.37	93%			3
Rittman EVSD	Wayne	Multiple	All Buildings Complete	2007	\$25,628,508.57	64%			2
River Valley Local SD	Marion	ENP	All Buildings Complete	2000	\$38,434,260.50	21%			4
Riverdale Local SD	Hardin	ENP	All Buildings Complete	2000	\$22,841,259.80	75%			1
Riverside Local SD	Logan	CFAP	All Buildings Complete	1999	\$16,880,113.16	87%			1
Rock Hill Local SD	Lawrence	CFAP	All Buildings Complete	1997	\$42,332,413.33	87%			3
Ross Local SD	Butler	Multiple	All Buildings Complete	2012	\$50,063,970.00	48%			4
Russia Local SD	Shelby	Multiple	All Buildings Complete	2008	\$11,600,363.00	43%			1
Sandusky City SD	Erie	CFAP	Funded, Not Complete	2014	\$51,266,212.00	54%	3	0	0
Sandy Valley Local SD	Stark	CFAP	All Buildings Complete	2005	\$35,487,568.39	75%			2
Scioto County JVSD	Scioto	VFAP	All Buildings Complete	2005	\$19,132,771.37	75%			1
Scioto Valley Local SD	Pike	CFAP	All Buildings Complete	1997	\$30,304,875.00	72%			3
Sebring Local SD	Mahoning	CFAP	All Buildings Complete	1998	\$16,007,810.00	89%			2
Seneca East Local SD	Seneca	ENP	All Buildings Complete	2004	\$27,847,837.13	68%			1
Shelby City SD	Richland	CFAP	Funded, Not Complete	2009	\$22,162,395.00	50%			0

K-12 Project Status

K-12 Project Status - All Districts (cont'd)

District	County	Program	Master Plan Status	Year Funded	Total Master Facility Plan Costs	State Share (%)	Buildings in Design	Buildings Under Construction	Buildings Complete
South Point Local SD	Lawrence	CFAP	All Buildings Complete	1999	\$46,618,529.38	80%			3
South Range Local SD	Mahoning	CFAP	All Buildings Complete	2007	\$33,432,426.22	52%			1
Southeast Local SD	Portage	CFAP	All Buildings Complete	2000	\$34,075,729.00	79%			3
Southeastern Local SD	Ross	CFAP	All Buildings Complete	1999	\$27,176,665.86	89%			1
Southern Hills JVSD	Brown	VFAP	All Buildings Complete	2004	\$10,516,490.07	75%			1
Southern Local SD	Columbiana	CFAP	All Buildings Complete	1999	\$14,930,891.00	78%			1
Southern Local SD	Meigs	Multiple	All Buildings Complete	1998	\$22,777,614.29	66%			2
Southern Local SD	Perry	CFAP	All Buildings Complete	2000	\$8,620,841.46	98%			1
Southington Local SD	Trumbull	CFAP	All Buildings Complete	2006	\$21,368,512.97	70%			1
Southwest Licking Local SD	Licking	Multiple	Funded, Not Complete	2013	\$115,077,097.62	45%	0	0	0
South-Western City SD	Franklin	CFAP	Funded, Not Complete	2012	\$252,162,817.00	50%	0	0	16
Spencerville Local SD	Allen	CFAP	All Buildings Complete	2003	\$26,421,684.80	79%			1
Springfield City SD	Clark	CFAP	All Buildings Complete	2000	\$198,154,430.31	80%			16
Springfield Local SD	Mahoning	Multiple	Funded, Not Complete	2012	\$12,304,348.00	48%	0	0	1
Springfield Local SD	Summit	ENP	Funded, Not Complete	2009	\$33,547,476.00	25%			1
St Bernard-Elmwood Place City SD	Hamilton	CFAP	Funded, Not Complete	2016	\$33,003,112.00	82%	0	0	0
St Henry Consolidated Local	Mercer	CFAP	All Buildings Complete	1999	\$19,601,643.53	86%			2
St Marys City SD	Auglaize	CFAP	All Buildings Complete	2007	\$45,027,120.00	61%			4
Steubenville City SD	Jefferson	Multiple	All Buildings Complete	1999	\$42,181,302.84	77%			4
Strasburg-Franklin Local SD	Tuscarawas	Multiple	All Buildings Complete	2007	\$18,717,527.74	62%			1
Streetsboro City SD	Portage	Multiple	Funded, Not Complete	2013	\$68,706,345.00	35%	0	1	2
Struthers City SD	Mahoning	CFAP	All Buildings Complete	1999	\$31,388,859.00	86%			3
Stryker Local SD	Williams	ENP	All Buildings Complete	2005	\$11,203,565.26	54%			1

K-12 Project Status

K-12 Project Status - All Districts (cont'd)

District	County	Program	Master Plan Status	Year Funded	Total Master Facility Plan Costs	State Share (%)	Buildings in Design	Buildings Under Construction	Buildings Complete
Switzerland Of Ohio Local SD	Monroe	CFAP	Funded, Not Complete	2004	\$85,659,873.00	63%	0	0	6
Symmes Valley Local SD	Lawrence	CFAP	All Buildings Complete	2000	\$6,450,013.64	96%			2
Talawanda City SD	Butler	Multiple	Funded, Not Complete	2013	\$55,809,028.00	24%	0	0	3
Tallmadge City SD	Summit	Multiple	Funded, Not Complete	2016	\$64,870,994.68	22%			1
Teays Valley Local SD	Pickaway	Multiple	All Buildings Complete	2000	\$109,594,809.00	63%			8
Tecumseh Local SD	Clark	CFAP	All Buildings Complete	2003	\$91,756,623.55	77%			6
Three Rivers Local SD	Hamilton	ENP	All Buildings Complete	2010	\$53,373,198.00	50%			1
Tiffin City SD	Seneca	Multiple	Funded, Not Complete	2000	\$15,241,427.00	52%			1
Toledo City SD	Lucas	CFAP	All Buildings Complete	2002	\$797,817,229.00	77%			44
Toronto City SD	Jefferson	CFAP	Funded, Not Complete	2010	\$19,244,940.00	61%	0	0	1
Triad Local SD	Champaign	CFAP	All Buildings Complete	1999	\$20,297,982.15	80%			3
Trimble Local SD	Athens	CFAP	All Buildings Complete	1997	\$12,604,902.91	92%			2
Tri-Star STEM	Mercer	STEM	Funded, Not Complete	2016	\$16,631,852.00	50%	1	0	0
Tri-Valley Local SD	Muskingum	Multiple	All Buildings Complete	2005	\$68,760,780.00	72%			6
Tri-Village Local SD	Darke	ENP	All Buildings Complete	2000	\$16,732,621.17	61%			1
Trotwood-Madison City SD	Montgomery	Multiple	All Buildings Complete	2004	\$75,800,569.45	66%			5
Tuslaw Local SD	Stark	Multiple	Funded, Not Complete	2008	\$27,009,439.00	44%			2
Twin Valley Community Local	Preble	CFAP	Funded, Not Complete	2016	\$2,060,145.56	53%	0	1	0
Union Local SD	Belmont	CFAP	All Buildings Complete	2008	\$2,685,371.66	80%			2
Union Scioto Local SD	Ross	CFAP	All Buildings Complete	1999	\$33,394,374.36	87%			3
Upper Scioto Valley Local SD	Hardin	CFAP	All Buildings Complete	1999	\$17,302,986.33	87%			1
Upper Valley JVSD	Miami	VFAP	All Buildings Complete	2009	\$22,962,871.72	75%			1
Urbana City SD	Champaign	CFAP	Funded, Not Complete	2014	\$61,148,233.00	61%	0	2	0

K-12 Project Status

K-12 Project Status - All Districts (cont'd)

District	County	Program	Master Plan Status	Year Funded	Total Master Facility Plan Costs	State Share (%)	Buildings in Design	Buildings Under Construction	Buildings Complete
Valley Local SD	Scioto	CFAP	All Buildings Complete	2000	\$3,439,029.78	80%			3
Van Wert City SD	Van Wert	Multiple	All Buildings Complete	2009	\$53,095,390.00	50%			1
Vanguard-Sentinel JVSD	Sandusky	VFAP	All Buildings Complete	2009	\$27,336,627.00	69%			2
Vantage JVSD	Van Wert	VFAP	All Buildings Complete	2008	\$22,764,015.46	71%			1
Versailles EVSD	Darke	CFAP	All Buildings Complete	2006	\$34,626,484.61	69%			1
Vinton County Local SD	Vinton	Multiple	All Buildings Complete	1998	\$48,245,948.00	90%			5
Wadsworth City SD	Medina	CFAP	Funded, Not Complete	2009	\$103,002,928.00	37%			4
Wapakoneta City SD	Auglaize	Multiple	All Buildings Complete	2007	\$51,425,455.00	63%			4
Warren City SD	Trumbull	CFAP	All Buildings Complete	2003	\$133,621,990.97	81%			5
Warren Local SD	Washington	CFAP	Funded, Not Complete	2017	\$53,430,963.69	72%	3	0	0
Washington Court House City	Fayette	CFAP	All Buildings Complete	2004	\$65,780,219.00	74%			4
Washington-Nile Local SD	Scioto	Multiple	All Buildings Complete	2001	\$20,688,441.00	98%			1
Waterloo Local SD	Portage	ENP	All Buildings Complete	2000	\$25,670,798.19	58%			1
Wauseon EVSD	Fulton	CFAP	All Buildings Complete	2006	\$34,009,118.47	67%			3
Waverly City SD	Pike	CFAP	All Buildings Complete	2000	\$47,102,254.00	82%			4
Wayne County JVSD	Wayne	Multiple	All Buildings Complete	2008	\$29,879,152.73	65%			1
Wayne Trace Local SD	Paulding	CFAP	All Buildings Complete	2000	\$20,182,484.15	81%			3
Waynesfield-Goshen Local SD	Auglaize	ENP	All Buildings Complete	2005	\$16,935,325.18	91%			1
Weathersfield Local SD	Trumbull	CFAP	All Buildings Complete	2012	\$24,859,912.00	72%	0	0	2
Wellington EVSD	Lorain	Multiple	Funded, Not Complete	2012	\$16,780,101.00	37%	0	0	1
Wellston City SD	Jackson	CFAP	All Buildings Complete	1998	\$42,832,766.98	86%			3
Wellsville Local SD	Columbiana	CFAP	All Buildings Complete	1997	\$13,543,099.27	87%			2

K-12 Project Status

K-12 Project Status - All Districts (cont'd)

District	County	Program	Master Plan Status	Year Funded	Total Master Facility Plan Costs	State Share (%)	Buildings in Design	Buildings Under Construction	Buildings Complete
West Branch Local SD	Mahoning	CFAP	All Buildings Complete	2000	\$50,386,232.03	80%			4
West Clermont Local SD	Clermont	Multiple	Funded, Not Complete	2016	\$151,213,303.00	30%	3	0	3
West Liberty-Salem Local SD	Champaign	CFAP	Funded, Not Complete	2013	\$28,709,491.00	68%	0	0	1
West Muskingum Local SD	Muskingum	Multiple	All Buildings Complete	2012	\$37,432,107.48	39%	0	0	3
Western Brown Local SD	Brown	CFAP	All Buildings Complete	1997	\$53,438,155.00	89%			4
Western Local SD	Pike	CFAP	All Buildings Complete	2001	\$13,190,826.66	95%			1
Western Reserve Local SD	Huron	CFAP	All Buildings Complete	1999	\$19,135,931.07	83%			2
Western Reserve Local SD	Mahoning	CFAP	All Buildings Complete	2008	\$24,117,884.53	54%			1
Westfall Local SD	Pickaway	Multiple	Funded, Not Complete	1999	\$13,013,295.00	65%			1
Wheelersburg Local SD	Scioto	CFAP	All Buildings Complete	2004	\$39,169,317.66	74%			1
Whitehall City SD	Franklin	CFAP	All Buildings Complete	2008	\$78,144,967.00	61%			5
Willard City SD	Huron	CFAP	All Buildings Complete	2008	\$45,615,805.15	63%			1
Windham EVSD	Portage	CFAP	All Buildings Complete	1997	\$28,000,571.00	97%			3
Winton Woods City SD	Hamilton	CFAP	Funded, Not Complete	2016	\$96,991,761.00	31%			
Woodmore Local SD	Sandusky	ENP	Funded, Not Complete	2012	\$21,926,236.00	32%	0	0	1
Xenia Community City SD	Greene	CFAP	Funded, Not Complete	2008	\$57,391,793.00	46%			5
Youngstown City SD	Mahoning	CFAP	All Buildings Complete	2000	\$190,327,255.62	80%			13
Zanesville City SD	Muskingum	Multiple	All Buildings Complete	2006	\$90,473,701.84	68%			6

K-12 Project Status

K-12 Project Status - All Districts (cont'd)



*Coventry High School, Coventry Local Schools (Summit Co.)
GPD Associates (C/AE); BSHM Architects, Inc. (AOR)
Photo courtesy of BSHM Architects, Inc.*



K-12 Fiscal Snapshot

Disbursements by Program	FY98-FY13	FY 14	FY 15	FY 16	FY 17	Total
Classroom Facilities Assistance	\$9,082,040,609	\$290,860,743	\$329,796,620	\$263,156,037	\$236,152,656	\$10,202,006,665
Exceptional Needs	\$679,213,209	\$22,414,295	\$28,447,169	\$17,246,093	\$12,994,853	\$760,315,619
Vocational Facilities Assistance	\$210,423,762	\$11,583,908	\$12,696,925	\$5,817,948	\$226	\$240,522,768
STEM Facilities Assistance	\$3,860,092	\$411,243	-	-	\$7,797,651	\$12,068,986
Emergency Repair (program closed)	\$114,686,489		-	-		\$114,686,489
Big 8	\$119,999,999		-	-		\$119,999,999
Schools for the Deaf & Blind	\$39,631,975	\$1,495,860	\$152,251	\$57,365	\$1,095,762	\$42,433,213
Disability Access (program closed)	\$9,826,105		-	-		\$9,826,105
Emergency Assistance	\$5,314,421		-	-		\$5,314,421
Federal Emergency Repair (program closed)	\$27,730,770		-	-		\$27,730,770
Hardship Loan	\$5,931,834		-	-		\$5,931,834
Charter School Guaranteed Loan	\$985,425		-	-		\$985,425
Career Tech Loan (program closed)	\$1,000,000		-	-		\$1,000,000
ODOT School Access*	\$2,007,980	\$419,266	-	-	\$361,170	\$2,788,417
Corrective Action Program	\$3,302,351		-	-	\$417,199	\$3,719,550
Statehouse Debt	\$2,987,006		-	-		\$2,987,006
The School for the Creative & Performing Arts (Cincinnati)	\$4,000,000		-	-		\$4,000,000
School Security Grant	\$0	\$3,525,362	\$7,728,180	\$2,194,326	\$2,315,229	\$15,763,096
Community School Classroom Facilities Grant	\$0				\$6,437,425	\$6,437,425
Lead Plumbing Fixture Replacement Assistance Grant	\$0				\$303,855	\$303,855
	\$10,312,942,027	\$330,710,677	\$378,821,145	\$288,471,769	\$267,876,026	\$11,578,821,643

*Ohio Department of Transportation, State Highway Improvements at Entrances to Public Schools Grant

Ohio Facilities Construction Commission

30 West Spring Street, Fourth Floor

Columbus, OH 43215

614-466-6290 | ofcc.ohio.gov | info@ofcc.ohio.gov