



Annual Report | FY 2015



Cover Photo:
New K-12 School, Green Local School District (Wayne Co.)
Photo credit: Sol Harris/Day Architecture

Table of Contents

| | |
|---|----|
| Commissioners. | 2 |
| Executive Director’s Message. | 3 |
| Commission-At-A-Glance. | 4 |
| Training & Outreach. | 5 |
| Program Delivery. | 7 |
| School Security Grant Program. | 12 |
| Construction Delivery Models | 12 |
| Standards and Guidelines for Public Construction. | 13 |
| Electronic Bidding | 13 |
| K-12 Funding Offers. | 14 |
| K-12 Projects Completed. | 15 |
| Agency & Higher Education Projects Completed. | 16 |
| K-12 Project Status. | 17 |
| Expedited Local Partnership Program. | 25 |
| K-12 Fiscal Snapshot. | 26 |



PK-6 School, Kenton City School District (Hardin Co.)
Photo credit: Garmann Miller Architects & Engineers

Commissioners

Ohio Facilities Construction Commission (OFCC)

The Ohio Facilities Construction Commission was established in 2012, merging the operations of the former Office of the State Architect and the Ohio School Facilities Commission. The merger combined the state's construction authority and resources within a single entity that guides capital projects for state agencies, state-supported universities and community colleges, and most of Ohio's public kindergarten through twelfth grade (K-12) schools.

The Commission sets uniform rules, procedures, and standardized documents for public construction, and is responsible for construction delivery methods, construction documents, and process and procedures.

The Commission, by statute, consists of three members: the director of budget and management, the director of administrative services, and a member directly appointed by the governor. During fiscal year 2015, the Commission members were:

Timothy S. Keen

Director of the Office of Budget and Management (Chair)

Robert Blair

Director of the Department of Administrative Services
(Vice Chair)

Gary C. Mohr

Director of the Department of Rehabilitation and
Correction (Governor's appointee)

Ohio School Facilities Commission (OSFC)

The Ohio School Facilities Commission continues to focus on programmatic and facility planning issues related to K-12 construction. The OFCC, however, holds the authority to approve, award, and administer design, construction, and other specialty contracts.

The OSFC, by statute, consists of seven members, three of whom serve as voting members. Those three members are the director of administrative services, the superintendent of public instruction, and the director of budget and management. There are also four non-voting members of the Commission: two members from the House of Representatives and two from the Senate. Non-voting members serve for the biennial legislative session in which they are appointed. During fiscal year 2015, the voting members of the Commission included:

Timothy S. Keen

Director of the Office of Budget and Management (Chair)

Robert Blair

Director of the Department of Administrative Services (Vice
Chair)

Dr. Richard Ross

State Superintendent of Public Instruction

The four non-voting legislative members in FY 2015 were:

Representative Dan Ramos

Representative Ryan Smith

Senator Gayle Manning

Senator Tom Sawyer



*Belmont College Health Sciences Center (Belmont Co.)
St Clairsville, OH*

Executive Director's Message

Building. Collaboration.

Two words that best summarize what we do at OFCC.

Building.

<1> a usually roofed and walled structure built for permanent use (*The Merriam-Webster Dictionary*)

<2> the process of creating or developing something, typically a system or situation, over a period of time (*Oxford Advanced Learner's Dictionary*)

Collaboration.

<1> to work with another person or group in order to achieve or do something (*The Merriam-Webster Dictionary*)

Average Americans spend more than 90% of their lives indoors. That's a lot of time in buildings. Buildings define our work, our workplace, and our homes. At OFCC our work is...building buildings.

In the process of creating buildings, we are also building relationships with our fellow team members: architects, engineers, contractors, consultants, other public owners, etc. Buildings are created under different delivery methods, using different designs and materials, but they are all built by real people – each with their own experiences, talents, and motivations.

That's where the second word, collaboration, comes in. Construction is a team sport. Success in constructing a building has everything to do with communication and contributions from all of the team members. At our 2015 OFCC conferences this summer, more than 1,100 of you attended sessions where panelists shared their lessons learned from various construction projects. The secret success factor from all of these projects: collaboration.

So if the secret to success is really no secret, why don't all projects have great collaboration? Because it's easy to say and hard to do. It involves matching the right team with the right project, and agreeing on a common definition of success at the outset. It involves different personalities communicating openly and respectfully with each other throughout the project. It requires a persistent emphasis on clarity in documents, meetings, and our communication with each other. It requires a bias toward action, identifying problems early, and solving them collaboratively (there's that word again).

The theme of collaboration runs throughout this year's report. Whether it's finishing construction on 184 projects, master planning with state agencies and schools, providing training and outreach, or continuing to lead the nation in green schools, any achievements are built on successful relationships with our industry and owner partners.

With construction reform, 89% of public owners are now choosing delivery methods that are intended to be more collaborative. However, the delivery method is just one factor in a project's success. If we can consistently build relationships that outlast the building's construction, where collaboration is expected and repeatable and institutionalized across all projects, then we will have taken the next step in improving public construction in Ohio.



David M. Chovan
Interim Executive Director



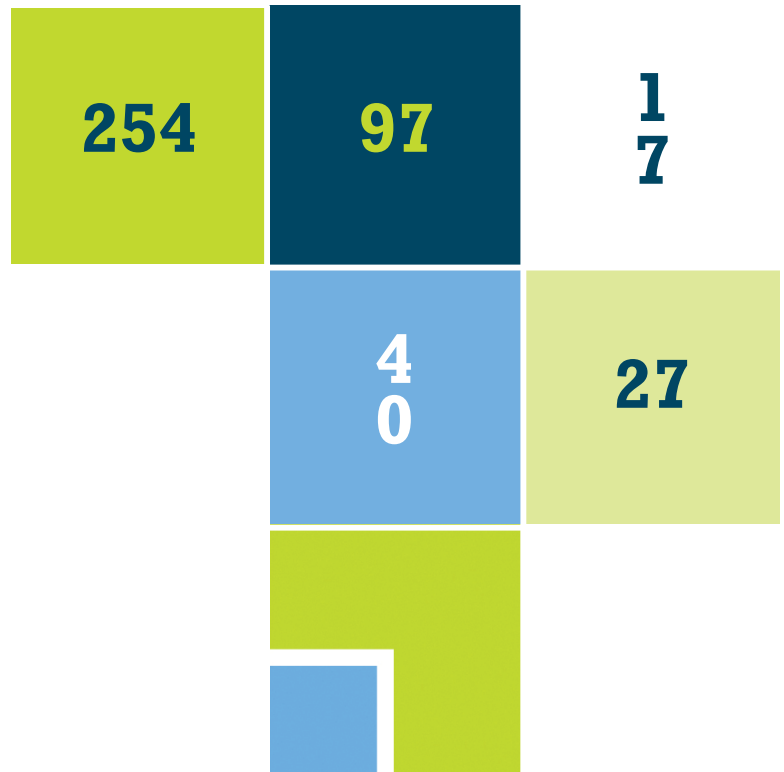
Commission-At-A-Glance

During FY 2015, OFCC:

- Opened **27** new or renovated K-12 school facilities, bringing the number of buildings opened through the four major programs to 1,107
- Completed all necessary facilities work in 10 school districts, bringing the total to **254** districts
- Finished **17** higher-education or state-agency projects with a value of nearly \$61 million

Future commitments include:

- Managing **40** K-12 buildings in active design and 47 under construction
- Managing **97** active higher-education or state-agency projects, with a combined value of \$627 million



Seaborn K-6 Elementary School, Weathersfield Local School District, Mineral Ridge, OH (Trumbull Co.)
Photo credit: ms consultants, inc.

Training and Outreach

OFCC Conference 2015

The 2015 OFCC Conference Series brought together over 1,100 public owners (agencies, higher education, K-12) architects, engineers, landscape architects and planners, construction managers, design-builders, contractors and suppliers, consultants and specialty service providers, and construction attorneys. Sessions were held in Cincinnati, Cleveland, and Columbus during the months of July and August. This year's General Sessions offered case studies that focused on a project in the conference location region. These sessions focused the project team's experience on their chosen Design-Build (DB) or Construction Manager at Risk (CMR) delivery model. Afternoon Breakout Sessions offered a selection of options such as owner panel discussions on architect/engineer and CMR or DB contractor selection, electronic bidding, DB criteria, and guaranteed maximum price documentation.

Educational Visioning & Transformation Workshop

An Educational Visioning & Transformation Workshop was held at the Columbus State Community College Center for Workforce Development on January 30, 2015. Each participating school district brought a team consisting of administrators, school board members, principals, teachers, students, and others who were interested in transforming their districts' learning environments. The workshop was

designed to explore the relationship between educational practices and building designs, and establish a continuing dialogue among participants to foster 21st-century innovations in their schools. Before the workshop ended, districts began to develop action plans for implementing 21st-century learning in their districts.

Webinars

Each year Commission staff plan, organize, and deliver a series of webinars on a variety of topics that benefit public owners, design professionals, and others interested in public construction. By using the webinar format, participants are able to view the presentations from their office or job site instead of taking time off from work to travel to a central location. Most webinars are recorded and posted to the OFCC Webinar Archive so that these webinars can be accessed as training resources at the convenience of the viewer.

A sampling of webinars offered this fiscal year:

- School Security Grant – Round Two Guidelines
- Educational Visioning: West Muskingum LSD Case Study
- OFCC Contract Changes
- Safety & Security in Educational Facilities
- Maker Spaces: Making Things to Learn
- Navigating the New OFCC Website



Educational Visioning Session at Urbana City School District (Champaign Co.)

Photo credit: Fanning Howey

Training and Outreach (cont'd)

Buckeye Association of School Administrators (BASA)

BASA is a professional organization whose membership comprises school superintendents, assistant superintendents, and other administrators from across the state. BASA's School Facilities Advisory Committee is a group of 25 BASA members that provides invaluable insight to OSFC staff from the perspective of an educational practitioner. This group meets four times a year with OSFC staff to discuss issues pertaining to school construction and how OSFC policies and practices are affecting educators.

In addition, OSFC employees were active in BASA's March 2015 Facilities Conference, a two-day event where administrators from around the state were given the opportunity to hear from industry professionals on a variety of topics, from planning and design to finance and construction. OFCC employees hosted an information booth and were involved in five breakout sessions during the course of the conference.

OSBA Capital Conference

The Ohio School Boards Association's Capital Conference is the largest educational conference in the state, with an average yearly attendance that approaches 10,000. As it does annually, OSFC used the November 2014 conference as an outreach opportunity, spending two days hosting an information station at the conference's "Avenue for Answers." The information station allows Commission staff to meet with conference attendees, answering questions regarding Commission programs and inquiries on the status of specific school district projects.

Social Media

Over the past couple of years, OFCC has embraced social media via Twitter and LinkedIn. Social media platforms provide our agency with another means of communicating and engaging with our constituent groups and public.

Who?

OFCC constituent groups such as school districts, colleges and universities, state agencies and cultural facilities, and the general public.

What?

OFCC uses Twitter and LinkedIn to share information about active construction projects, programs and policies, as well as special events and news. LinkedIn provides OFCC with another way to communicate with former staff members and firms with whom our agency interacts.

When?

Daily tweets and frequent postings to LinkedIn keep OFCC and its programs and services, success stories, and current news in touch with the public.

Where?

You can find OFCC on Twitter @OHFacilities, or on LinkedIn, [www.linkedin.com/Ohio Facilities Construction Commission](http://www.linkedin.com/Ohio_Facilities_Construction_Commission). OFCC has both a Company page and a Group page. If you don't already, please consider following us!

Connect with us!



@OHFacilities



www.linkedin.com/

Ohio Facilities Construction Commission



Program Delivery



*Southern State Community College (Highland Co.)
Hillsboro, OH*

The Ohio Facilities Construction Commission works with three different types of public-owner partners in their capital projects: state agencies, state-supported colleges and universities, and, through the Ohio School Facilities Commission, K-12 public school districts. Because of the manner in which projects are funded, the Commission provides different services to different public owners.

STATE AGENCY/HIGHER EDUCATION

For state agencies and state-supported colleges and universities, the funding for capital improvement projects comes from a direct appropriation from the General Assembly. For those clients, the Commission offers a variety of direct services, including:

Capital Project Development / Project Planning

OFCC assists state agencies and state-supported colleges and universities in the development of facility master plans and capital projects for funding requests. Our staff provides design and program guidance, documentation of project needs and impacts, and cost evaluation, enabling agencies and institutions to develop more accurate scopes of work for their projects.

Project Administration

OFCC provides full project administration services for capital projects that are not locally administered by an agency

or university. These services include procurement of professional services and public bidding, along with oversight of design and construction through closeout of projects. State agencies have authority to locally administer capital improvement projects up to \$1.5M in value. Universities have local administration authority for projects up to \$4M in value, while certified institutions of higher education can locally administer any capital projects on their campuses. Both agencies and universities may request OFCC's project administration assistance on any project.

Criteria Design Services

Each design-build project requires design criteria that outline the project requirements to the selected design-build team. OFCC has both licensed architects and engineers on staff. Depending on specific project needs, this in-house staff of professionals may serve as criteria architect/engineer on design-build projects for owners.

Fiscal Management of Projects

OFCC manages the fiscal operations of capital projects for state agencies and institutions. This includes vouchering, pay request reviews, escrow management, lien management, and project financial reporting and reconciliation.

Program Delivery (cont'd)

K-12 EDUCATION

The Ohio School Facilities Commission oversees the planning and development function for the agency's public K-12 school renovation and building initiative, while the actual construction is overseen by the Ohio Facilities Construction Commission. Projects are funded through a number of programs, including:

Classroom Facilities Assistance Program (CFAP)

Established in 1997, CFAP takes a comprehensive approach with local districts by addressing the entire facility needs of a district from kindergarten through 12th grade (<http://ofcc.ohio.gov/ServicesPrograms/K-12Schools/CFAP.aspx>).

Expedited Local Partnership Program (ELPP)

ELPP gives districts not yet eligible for the Classroom Facilities Assistance Program the opportunity to move ahead with portions of their project that best fit the district's immediate need. Details on the districts participating can be found on page 27 (<http://ofcc.ohio.gov/ServicesPrograms/K-12Schools/ELPP.aspx>).

Exceptional Needs Program (ENP)

The Exceptional Needs Program is a building replacement program that identifies facilities in most need of replacement from among the eligible applicants. The program has a single-building orientation, so it will not necessarily fund a district's entire facility needs (though that may occur in some instances). (<http://ofcc.ohio.gov/ServicesPrograms/K-12Schools/ENP.aspx>)

Vocational Facilities Assistance Program (VFAP)

This program provides assistance to Joint Vocational School Districts (JVSDs) for the improvement of classroom facilities suitable to their vocational education programs. (<http://ofcc.ohio.gov/ServicesPrograms/K-12Schools/VFAP.aspx>)

Vocational Facilities Assistance Expedited Local Partnership Program (VFAP-ELPP)

This program gives Joint Vocational School Districts the opportunity to participate in a program similar to the Expedited Local Partnership Program in other K-12 districts. (<http://ofcc.ohio.gov/ServicesPrograms/K-12Schools/VFAPELPP.aspx>).

Other Programs

The Corrective Action Program is used to correct or remediate work found to be defective in or omitted from a facility constructed with OSFC assistance. The Emergency Assistance Program provides assistance to districts that experience damage resulting from "acts of God." The Commission also provides assistance to College Preparatory Boarding Schools and Regional STEM Schools under separate programs administered by the Commission.

Information on these and other programs can be found on the Commission's website (<http://ofcc.ohio.gov/ServicesPrograms/K-12Schools/OtherK-12Programs.aspx>).



*Dalton Local Schools (Wayne Co.)
Photo credit: ThenDesign Architecture*



Program Delivery (cont'd)

CULTURAL FACILITIES

The Cultural Facilities component of the Commission administers funding for the planning, design, and construction of Ohio's cultural facilities through cooperation with nonprofit and local government project sponsors.

During fiscal year 2015, the OFCC administered appropriations previously authorized through the Cultural Facilities Commission, whose duties were consolidated into the OFCC in the last biennial budget. In the 2014 Capital Appropriations Bill, the Commission was assigned stewardship of approximately \$75 million in state capital appropriations for projects selected by the governor and the General Assembly to improve the state's science-technology centers, nonprofit theaters, museums, art education facilities, and historical sites. During fiscal year 2015, the Commission approved 37 grants totaling \$10,321,041. Additionally, the Commission approved eight previous cultural appropriations totaling \$1,166,000.

The Commission's dual role is to ensure that state funds are invested in facilities that will present educational and tourism cultural programming to the public and to provide technical guidance to add value to the projects. In accordance with our statutory charge, the Commission works to ensure that the facilities can be completed with the available resources, that the state's appropriations contribute to Ohio's tourism industry, educational infrastructure, and cultural heritage, and that projects being funded will operate for the benefit of the public into the future.



*Sauder Village, 1920's Home Restoration (Williams Co.)
Archbold, OH*



*Near West Theatre (Cuyahoga Co.)
Cleveland, OH*

Program Delivery (cont'd)

ENERGY SERVICES

The Energy Services staff provides clients with energy engineering and design services, as well as energy auditing and contracting opportunities for the cost-effective, efficient use of energy for state government facilities and operations.

OFCC energy staff continued to meet with private industry partners in FY 2015 as part of an Ohio Energy Services Coalition. The purpose of these meetings is to work collaboratively to educate customers, define best practices, and expand energy-saving opportunities in Ohio by making the guidelines of the programs fair, effective, clear, and simple.

Energy Conservation Financing Program for Schools

This program, commonly referred to as “House Bill 264” in reference to the legislation that created it in 1986, allows K-12 school districts to borrow money to make energy-saving facilities improvements. The cost of the improvements may not exceed the savings in energy, operating, and maintenance costs over a 15-year period. This program does not involve state funds.

The Commission performs technical reviews on these projects to ensure that the proposed project design is capable of generating adequate savings. It continues to be an extremely popular program with Ohio’s school districts.

During FY 2015, 24 districts were approved for projects. The \$44,136,737 in construction and renovation work is expected to result in \$3,819,501 in savings each year for the life of the projects, typically 15 years.




Circleville High School, Circleville City School District (Pickaway Co.)
Photo credit: SHP Leading Design

Energy Conservation Financing Program for State Agencies

This program allows state agencies to make self-financed, energy-saving facility improvements, similar to the HB 264 Program. The Commission has a more comprehensive role on these projects, performing the initial project assessment, selecting a design-build contractor, monitoring construction, and verifying savings. Since the program was established in 1998, it has provided an estimated \$36 million in utility cost savings for state agencies.

In FY 2015, two projects began construction. At the Warren-Lebanon Correctional Institution a \$17.6 million construction project is expected to save \$1.2 million in annual utility costs. At North Central State College, a \$1.5 million construction project is expected to save \$138,000 in annual utility and operational costs over a period of 15 years.



Circleville Elementary School, Circleville City School District (Pickaway Co.)
Photo credit: SHP Leading Design

Program Delivery (cont'd)

Green Schools

Ohio's Green Buildings program has made the state a nationwide leader in the construction and renovation of environmentally friendly school buildings. The Green Schools program at the Commission has been in existence since September 2007, when the OSFC adopted LEED® for Schools as the standard for K-12 school projects.

The LEED for Schools Rating System is a comprehensive tool that incorporates design and construction practices including classroom acoustics, indoor air quality, selection of building materials, and energy efficiency. LEED for Schools certification provides parents, teachers, and the community with a report card for their school buildings, verifying that the schools have been built to meet a high level of energy and environmental performance, such as an energy usage reduction of 34%, or a 37% decline in the need for potable water for the building. The program also emphasizes indoor air quality and the reuse of construction materials in order to reduce landfill waste.



During FY 2015, OSFC registered 20 new projects and attained certification on 68 projects. At the end of FY 2015, Ohio continued to lead the nation with 215 LEED-certified projects and 350 LEED-registered projects.

Green Schools Case Studies

Midview Middle School

Midview Middle School (Midview Local – Lorain County) is an outstanding example of design elements dedicated to the use of natural light in a facility. In addition to improving the overall health of the building's occupants (along with increased attendance and educational results), the use of natural light reduces interior lighting requirements, making the building more energy efficient. Midview Middle School, which has over 500 students, is over 35% more energy efficient than buildings of a similar size not using the Green Building standards, and uses 32% less potable water. The project team also focused on the indoor environment during the construction process. Steps were taken to reduce both paints and chemicals with high Volatile Organic Compounds, and to reduce dust and other pollutants in the HVAC system.

Milton Union K-12

The Milton-Union Exempted Village School District (Miami County) decided to incorporate both environmental design and environmental education into their building elements so that their 1,500 students could see the effects of sustainability. The district's new K-12 school has learning elements such as solar panels, a wind turbine, a rainwater garden and a rooftop garden, and a rainwater catchment system for flushing toilets and watering the gardens. (The rainwater catchment system was designed and constructed under the playground area for maximum use of the space.) The school has embraced energy efficiency and actively manages their energy usage, thereby enjoying a low operational cost per square foot.

School Security Grant Program

The School Security Grant Program, administered by the Ohio School Facilities Commission (OSFC), was established through HB 59, the biennial budget bill. The program provides for specific security enhancements at main entrances and the purchase of emergency communications systems.

The program has been very popular with school districts, as it disbursed nearly \$10.1 million in grants by April 2015. In June 2015, the General Assembly appropriated over \$17 million (HB 487) to the OSFC for a second round of funding, expanding the School Security Grant Program to nonpublic (private, parochial, chartered) schools. Of those funds, \$5,443,958.23 has been disbursed as of this time.



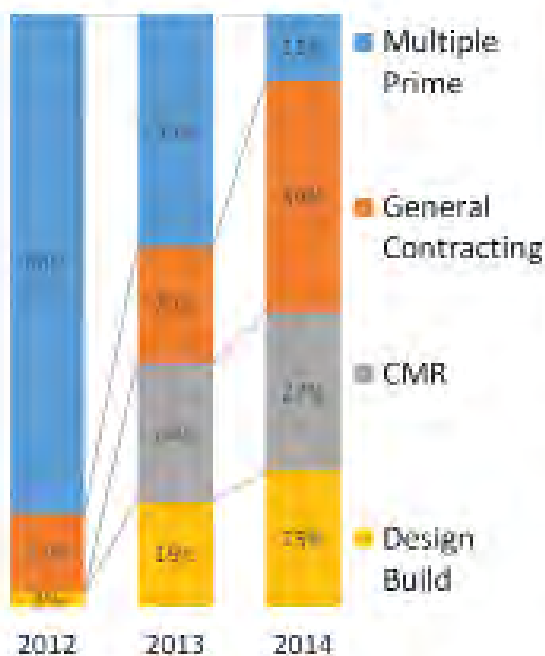
School Security Grant Program



School Facilities
Commission

Construction Delivery Models

PROJECTS BY DELIVERY METHOD



Totals may not equal 100% because of rounding

2014 - Number of Projects



2014 - Value of Projects (\$M)



As of July 1, 2015, new projects administered by the OFCC saw a significant increase in the use of new construction delivery methods.

Of the 55 new projects started during the fiscal year, 74% utilized one of the three new methods [Construction

Manager at Risk (CMR), Design-Build (DB), and General Contracting] allowed for public owners under the 2012 Construction Reform Initiative.

This chart shows the breakdown of the choices. Current trends indicate continued growth in the use of the new methods.

Standards and Guidelines for Public Construction

The Commission publishes and updates two sets of standards and guidelines in order to ensure uniformity in state building construction.

The **Ohio School Design Manual (OSDM)** is an extensive document that sets construction standards for all Commission-funded school construction and renovation projects. Its goal is to ensure statewide equity and quality for school facilities as required by state law.

The design manual sets necessary minimum standards of quality for the state's educational facilities and provides a flexible set of guidelines to serve the diverse needs of local school communities and the children they serve.

The **Ohio Facilities Construction Manual (OFCM)** outlines the procedures used by the Ohio Facilities Construction Commission (OFCC) to manage state agency and state-supported university and community college capital projects. It also details standard office procedures associated with the day-to-day operation of OFCC.

Each section of the manual describes the current practices and procedures required to undertake and successfully complete capital projects for Ohio agencies.

Both the OSDM and OFCM are updated annually to accommodate current needs, new products, changes in the construction industry and, in the case of the OSDM, changes in teaching methods. In preparation for these changes, input from designers, construction managers, trade contractors, and nationally recognized construction industry and education experts is collected, discussed, and considered.

Electronic Bidding

During FY 2015, Bid Express®, OFCC's online bidding system, continued to serve the agency as an effective administrative tool for submitting and processing sealed bids for capital construction projects. Originally implemented during the previous fiscal year, Bid Express allows contractors to submit bids through a secure website.

The software includes a check for errors and completeness of the bid. At bid opening time, the system unlocks the bids and allows the agency staff to review the tabulated bids, with the results available on the website soon after the bid deadline.

During the fiscal year, OFCC conducted 104 electronic bid openings that yielded 441 bids with a base value of nearly \$220 million. Collectively, the bids came in more than 9.4 percent under estimates.

Online training sessions, as well as a customer service help center, are available to help contractors navigate the process of online bidding.



K-12 School Districts - Funding Offers

During FY 2015, the Ohio School Facilities Commission (OSFC) approved \$366 million in state funding for school construction projects in 17 school districts across Ohio. Combined with \$351 million in local funding, these projects represent \$717 million in construction and renovation work.

School districts must raise their local share of the project budget within 13 months before the state funding can be released. Districts that are unable to acquire their funding in that period are considered “lapsed” but can still participate in OSFC programs once they obtain local funding.

| School District | County | State Share | Local Share | Total Budget |
|-----------------------|------------|--------------|--------------|--------------|
| Defiance City SD | Defiance | \$44,069,423 | \$11,714,657 | \$55,784,080 |
| Eastwood LSD | Wood | \$7,007,419 | \$12,457,634 | \$19,465,053 |
| Groveport Madison LSD | Franklin | \$28,285,963 | \$25,083,779 | \$53,369,742 |
| Jackson Center LSD | Shelby | \$6,998,707 | \$6,724,247 | \$13,722,954 |
| Johnstown-Monroe LSD | Licking | \$11,940,195 | \$29,232,892 | \$41,173,087 |
| Lakeview LSD | Trumbull | \$9,394,397 | \$21,920,260 | \$31,314,657 |
| Liberty Center LSD | Henry | \$23,385,350 | \$13,154,260 | \$36,539,610 |
| Massillon CSD | Stark | \$33,533,842 | \$11,177,948 | \$44,711,790 |
| Miami Trace LSD | Fayette | \$11,009,438 | \$24,504,877 | \$35,514,315 |
| Middletown City | Butler | \$51,403,241 | \$28,914,323 | \$80,317,564 |
| North Central LSD | Williams | \$4,341,600 | \$4,341,601 | \$8,683,201 |
| North Olmsted CSD | Cuyahoga | \$8,987,528 | \$65,908,539 | \$74,896,067 |
| Northridge Local | Montgomery | \$41,809,672 | \$9,177,733 | \$50,987,405 |
| Northwood Local | Wood | \$13,309,313 | \$19,963,969 | \$33,273,282 |
| Sandusky CSD | Erie | \$27,683,754 | \$23,582,458 | \$51,266,212 |
| Southeast LSD | Wayne | \$5,663,097 | \$18,959,063 | \$24,622,160 |
| Urbana CSD | Champaign | \$37,300,422 | \$23,847,811 | \$61,148,233 |

K-12 School Districts - Districts Completed

| District | County | Program | Year Funded | Total Master Facilities Plan Costs | State Share (%) |
|-------------------------|------------|----------|-------------|------------------------------------|-----------------|
| Beaver Local SD | Columbiana | CFAP | 2012 | \$52,212,461.00 | 62% |
| Botkins Local SD | Shelby | CFAP | 2011 | \$23,298,556.00 | 75% |
| Cincinnati City SD | Hamilton | CFAP | 2002 | \$915,945,589.00 | 23% |
| Circleville City SD | Pickaway | CFAP | 2009 | \$65,375,214.00 | 42% |
| Columbus Grove Local SD | Putnam | CFAP | 2009 | \$25,430,352.83 | 68% |
| Elgin Local SD | Marion | CFAP | 2009 | \$35,899,887.00 | 56% |
| Pickerington Local SD | Fairfield | Multiple | 2008 | \$102,468,167.76 | 51% |
| Ross Local SD | Butler | Multiple | 2012 | \$50,063,970.00 | 48% |
| Southern Local SD | Meigs | Multiple | 1998 | \$20,339,931.00 | 58% |
| Willard City SD | Huron | CFAP | 2008 | \$51,648,815.00 | 63% |



Morgan Elementary School, Ross Local School District (Butler Co.)
Photo credit: SHP Leading Design



Agency & Higher Education - Projects Completed

| Agency/Organization | Project Name | Estimated Total Project Cost (\$) | Status |
|-----------------------------------|---|-----------------------------------|-----------|
| Belmont College | Health Sciences Center | \$9,100,000.00 | Completed |
| Bureau of Workers' Compensation | 15th floor Halon Replacement | \$325,000.00 | Completed |
| Department of Mental Health | Patient Unit Renovations: Appalachian Behavioral Healthcare | \$1,700,000.00 | Completed |
| Department of Veteran Services | Mechanical System Upgrade, Secret Air Handler | \$1,022,750.00 | Completed |
| Department of Veteran Services | Secret Electrical Panel and Service Upgrade | \$5,999,500.00 | Completed |
| Department of Veteran Services | Multipurpose Room Addition | \$4,018,400.00 | Completed |
| Department of Veteran Services | HVAC Upgrades | \$796,461.00 | Completed |
| Ohio Department of Transportation | Highland Full Service Maintenance Facility | \$8,750,000.00 | Completed |
| Ohio Exposition Commission | Master Plan Update | \$300,000.00 | Completed |
| Ohio School for the Blind | Window Replacement and Stucco Repair | \$982,000.00 | Completed |
| Ohio School for the Deaf | Window Replacement and HVAC Upgrade | \$1,086,000.00 | Completed |
| Supreme Court of Ohio | UST Monitoring Project | \$75,000.00 | Completed |



*Belmont College Health Sciences Center (Belmont Co.)
St. Clairsville, OH*

K-12 School Districts - Project Status

| District | County | Program | Status | Year Funded | Total Master Facility Plan Costs | State Share (%) | Buildings in Design | Buildings under Construction | Buildings Complete |
|-----------------------------------|------------|----------|------------------------|-------------|----------------------------------|-----------------|---------------------|------------------------------|--------------------|
| Ada EVSD | Hardin | Multiple | All Buildings Complete | 2005 | \$22,272,357.00 | 73% | | | 1 |
| Adena Local SD | Ross | CFAP | All Buildings Complete | 1998 | \$25,145,841.00 | 89% | | | 1 |
| Akron City SD | Summit | CFAP | Funded, Not Complete | 2002 | \$564,105,924.00 | 59% | 0 | 2 | 34 |
| Alexander Local SD | Athens | ENP | All Buildings Complete | 2000 | \$28,879,040.00 | 73% | | | 1 |
| Allen East Local SD | Allen | CFAP | All Buildings Complete | 2003 | \$27,746,189.61 | 79% | | | 1 |
| Alliance City SD | Stark | CFAP | All Buildings Complete | 1999 | \$61,423,828.70 | 84% | | | 6 |
| Amanda-Clearcreek Local SD | Fairfield | CFAP | All Buildings Complete | 1999 | \$37,347,563.00 | 85% | | | 2 |
| Ansonia Local SD | Darke | ENP | All Buildings Complete | 1999 | \$13,394,022.00 | 80% | | | 1 |
| Antwerp Local SD | Paulding | CFAP | All Buildings Complete | 2000 | \$20,473,571.12 | 84% | | | 1 |
| Apollo JVSD | Allen | VFAP | Funded, Not Complete | 2012 | \$34,125,092.93 | 67% | 0 | 1 | 0 |
| Arcanum Butler Local SD | Darke | CFAP | All Buildings Complete | 2007 | \$29,594,284.00 | 64% | | | 1 |
| Ashland City SD | Ashland | CFAP | Funded, Not Complete | 2012 | \$38,526,940.00 | 41% | 0 | 2 | 0 |
| Ashtabula Area City SD | Ashtabula | Multiple | All Buildings Complete | 2005 | \$105,588,543.00 | 70% | | | 6 |
| Austintown Local SD | Mahoning | CFAP | Funded, Not Complete | 2009 | \$50,343,583.00 | 47% | 0 | 0 | 2 |
| Ayersville Local SD | Defiance | Multiple | Funded, Not Complete | 2011 | \$16,778,266.00 | 67% | | | |
| Barberton City SD | Summit | Multiple | All Buildings Complete | 2007 | \$76,114,103.00 | 60% | | | 4 |
| Barnesville EVSD | Belmont | CFAP | All Buildings Complete | 1998 | \$20,246,346.80 | 83% | | | 3 |
| Beaver Local SD | Columbiana | CFAP | Funded, Not Complete | 2012 | \$52,212,461.00 | 62% | 0 | 0 | 1 |
| Bellaire City SD | Belmont | CFAP | All Buildings Complete | 1998 | \$31,343,452.00 | 87% | | | 3 |
| Bellefontaine City SD | Logan | CFAP | Funded, Not Complete | 2009 | \$35,003,787.00 | 61% | 0 | 0 | 2 |
| Bellevue City SD | Huron | CFAP | Funded, Not Complete | 2009 | \$38,832,138.00 | 41% | 0 | 0 | 2 |
| Bethel-Tate Local SD | Clermont | CFAP | All Buildings Complete | 1999 | \$28,898,548.73 | 82% | | | 4 |
| Bettsville Local SD | Seneca | CFAP | All Buildings Complete | 1999 | \$5,226,375.29 | 85% | | | 1 |
| Blanchester Local SD | Clinton | CFAP | All Buildings Complete | 1999 | \$32,062,813.72 | 84% | | | 3 |
| Bloom-Vernon Local SD | Scioto | CFAP | All Buildings Complete | 1997 | \$19,327,504.00 | 88% | | | 2 |
| Botkins Local SD | Shelby | CFAP | Funded, Not Complete | 2011 | \$23,298,556.00 | 75% | 0 | 0 | 1 |
| Bradford EVSD | Miami | CFAP | All Buildings Complete | 1998 | \$16,329,471.00 | 91% | | | 1 |
| Bridgeport EVSD | Belmont | CFAP | All Buildings Complete | 2003 | \$19,357,563.27 | 80% | | | 1 |
| Bright Local SD | Highland | CFAP | All Buildings Complete | 1997 | \$18,639,879.31 | 94% | | | 2 |
| Bristol Local SD | Trumbull | Multiple | Funded, Not Complete | 1997 | \$13,911,749.00 | 71% | 0 | 0 | 3 |
| Brookfield Local SD | Trumbull | CFAP | All Buildings Complete | 2007 | \$34,851,549.00 | 64% | | | 1 |
| Brookville Local SD | Montgomery | Multiple | All Buildings Complete | 2008 | \$34,167,542.57 | 43% | | | 2 |
| Brown Local SD | Carroll | ENP | Funded, Not Complete | 2012 | \$24,503,681.00 | 30% | 0 | 1 | 0 |
| Bryan City SD | Williams | CFAP | Funded, Not Complete | 2013 | \$53,945,575.00 | 35% | 2 | 0 | 0 |
| Buckeye Central Local SD | Crawford | CFAP | All Buildings Complete | 2006 | \$20,326,257.84 | 80% | | | 1 |
| Bucyrus City SD | Crawford | CFAP | All Buildings Complete | 2005 | \$33,481,802.86 | 72% | | | 2 |
| Butler Technology and Career JVSD | Butler | VFAP | All Buildings Complete | 2007 | \$16,773,061.35 | 63% | | | 1 |
| Cambridge City SD | Guernsey | CFAP | All Buildings Complete | 1999 | \$50,692,280.00 | 84% | | | 5 |
| Campbell City SD | Mahoning | CFAP | All Buildings Complete | 1999 | \$31,746,656.00 | 90% | | | 2 |
| Canton City SD | Stark | CFAP | All Buildings Complete | 1999 | \$161,214,529.00 | 77% | | | 18 |
| Cardington-Lincoln Local SD | Morrow | CFAP | All Buildings Complete | 2002 | \$24,964,289.51 | 87% | | | 3 |
| Carey EVSD | Wyandot | CFAP | Funded, Not Complete | 2013 | \$31,087,899.00 | 70% | 0 | 1 | 0 |

K-12 School Districts - Project Status (cont'd)

| District | County | Program | Status | Year Funded | Total Master Facility Plan Costs | State Share (%) | Buildings in Design | Buildings under Construction | Buildings Complete |
|---------------------------|------------|----------|------------------------|-------------|----------------------------------|-----------------|---------------------|------------------------------|--------------------|
| Cedar Cliff Local SD | Greene | CFAP | All Buildings Complete | 2008 | \$21,750,655.17 | 52% | | | 1 |
| Centerburg Local SD | Knox | CFAP | All Buildings Complete | 2000 | \$23,407,528.00 | 80% | | | 2 |
| Central Local SD | Defiance | Multiple | Funded, Not Complete | 1999 | \$9,754,390.77 | 72% | 0 | 0 | 1 |
| Chesapeake Union EVSD | Lawrence | CFAP | All Buildings Complete | 1998 | \$22,142,650.52 | 82% | | | 3 |
| Cincinnati City SD | Hamilton | CFAP | Funded, Not Complete | 2002 | \$915,945,589.00 | 23% | 0 | 0 | 50 |
| Circleville City SD | Pickaway | CFAP | Funded, Not Complete | 2009 | \$65,375,214.00 | 42% | 0 | 1 | 2 |
| Clay Local SD | Scioto | CFAP | All Buildings Complete | 2008 | \$22,822,331.00 | 81% | | | 1 |
| Claymont City SD | Tuscarawas | CFAP | All Buildings Complete | 1997 | \$30,537,414.25 | 100% | | | 5 |
| Clearview Local SD | Lorain | CFAP | All Buildings Complete | 2000 | \$25,516,809.00 | 82% | | | 3 |
| Cleveland Municipal SD | Cuyahoga | CFAP | Funded, Not Complete | 2002 | \$1,506,370,354.00 | 68% | 1 | 3 | 43 |
| Clinton-Massie Local SD | Clinton | Multiple | All Buildings Complete | 2006 | \$48,332,140.70 | 74% | | | 3 |
| Clyde-Green Springs EVSD | Sandusky | CFAP | All Buildings Complete | 2007 | \$48,590,806.60 | 66% | | | 4 |
| Coldwater EVSD | Mercer | CFAP | All Buildings Complete | 2002 | \$24,458,096.91 | 79% | | | 1 |
| Collins Career Center | Lawrence | VFAP | All Buildings Complete | 2009 | \$20,527,119.00 | 75% | | | 1 |
| Colonel Crawford Local SD | Crawford | Multiple | Funded, Not Complete | 2013 | \$20,804,218.00 | 31% | 0 | 1 | 0 |
| Columbus City SD | Franklin | CFAP | Funded, Not Complete | 2002 | \$1,337,758,703.00 | 30% | 2 | 1 | 42 |
| Columbus Grove Local SD | Putnam | CFAP | All Buildings Complete | 2009 | \$25,430,352.83 | 68% | 0 | 0 | 1 |
| Conneaut Area City SD | Ashtabula | CFAP | All Buildings Complete | 1999 | \$45,364,095.37 | 84% | | | 4 |
| Continental Local SD | Putnam | CFAP | All Buildings Complete | 1998 | \$15,366,707.60 | 89% | | | 2 |
| Cory-Rawson Local SD | Hancock | CFAP | Funded, Not Complete | 2009 | \$13,099,790.00 | 52% | 0 | 0 | 1 |
| Coshocton City SD | Coshocton | CFAP | Funded, Not Complete | 2009 | \$24,078,445.00 | 67% | 0 | 0 | 1 |
| Coventry Local SD | Summit | CFAP | Funded, Not Complete | 2012 | \$30,083,556.00 | 37% | 1 | 0 | 0 |
| Covington EVSD | Miami | CFAP | Funded, Not Complete | 2013 | \$18,543,876.00 | 58% | 0 | 1 | 0 |
| Crestline EVSD | Crawford | CFAP | All Buildings Complete | 2008 | \$26,554,017.19 | 60% | | | 1 |
| Crestview Local SD | Richland | CFAP | All Buildings Complete | 2002 | \$17,995,421.73 | 89% | | | 3 |
| Crestview Local SD | Van Wert | CFAP | All Buildings Complete | 2007 | \$11,835,182.00 | 79% | | | 1 |
| Crestwood Local SD | Portage | Multiple | Funded, Not Complete | 2000 | \$19,499,461.92 | 57% | 0 | 0 | 2 |
| Crooksville EVSD | Perry | CFAP | All Buildings Complete | 1999 | \$7,399,867.32 | 82% | | | 2 |
| Dalton Local SD | Wayne | Multiple | Funded, Not Complete | 2012 | \$19,683,312.00 | 35% | 0 | 0 | 1 |
| Danville Local SD | Knox | CFAP | All Buildings Complete | 1999 | \$8,830,887.31 | 80% | | | 1 |
| Dawson-Bryant Local SD | Lawrence | CFAP | All Buildings Complete | 2001 | \$19,585,708.00 | 98% | | | 2 |
| Dayton City SD | Montgomery | CFAP | All Buildings Complete | 2002 | \$488,213,839.00 | 61% | | | 26 |
| Defiance City SD | Defiance | Multiple | Funded, Not Complete | 2005 | \$55,784,080.00 | 59% | 2 | 0 | 1 |
| East Cleveland City SD | Cuyahoga | CFAP | All Buildings Complete | 1997 | \$104,211,164.00 | 90% | | | 7 |
| East Guernsey Local SD | Guernsey | CFAP | All Buildings Complete | 2001 | \$22,162,677.00 | 87% | | | 2 |
| East Liverpool City SD | Columbiana | CFAP | All Buildings Complete | 2002 | \$43,648,423.00 | 87% | | | 3 |
| East Muskingum Local SD | Muskingum | CFAP | All Buildings Complete | 2000 | \$28,985,404.91 | 74% | | | 4 |
| East Palestine City SD | Columbiana | CFAP | All Buildings Complete | 1999 | \$15,045,923.00 | 91% | | | 2 |
| Eastern Local SD | Brown | CFAP | All Buildings Complete | 2005 | \$37,096,087.00 | 86% | | | 4 |
| Eastern Local SD | Pike | CFAP | All Buildings Complete | 1997 | \$25,193,145.31 | 92% | | | 1 |
| Eaton Community City SD | Preble | Multiple | Funded, Not Complete | 2009 | \$56,381,310.00 | 43% | 0 | 0 | 3 |
| Edgerton Local SD | Williams | Multiple | All Buildings Complete | 2008 | \$17,944,939.35 | 59% | | | 2 |
| Edgewood City SD | Butler | CFAP | Funded, Not Complete | 2008 | \$42,146,325.00 | 51% | 0 | 0 | 1 |

K-12 School Districts - Project Status (cont'd)

| District | County | Program | Status | Year Funded | Total Master Facility Plan Costs | State Share (%) | Buildings in Design | Buildings under Construction | Buildings Complete |
|-----------------------------|------------|----------|------------------------|-------------|----------------------------------|-----------------|---------------------|------------------------------|--------------------|
| Edon-Northwest Local SD | Williams | CFAP | All Buildings Complete | 2000 | \$18,161,819.16 | 81% | | | |
| Elgin Local SD | Marion | CFAP | Funded, Not Complete | 2009 | \$35,899,887.00 | 56% | 0 | 0 | |
| Elmwood Local SD | Wood | CFAP | All Buildings Complete | 2000 | \$27,807,863.24 | 80% | | | |
| Elyria City SD | Lorain | Multiple | Funded, Not Complete | 2011 | \$57,059,562.00 | 39% | 0 | 0 | |
| Euclid City SD | Cuyahoga | CFAP | Funded, Not Complete | 2009 | \$60,330,934.00 | 41% | 0 | 0 | |
| Evergreen Local SD | Fulton | ENP | All Buildings Complete | 2001 | \$24,085,135.61 | 49% | | | |
| Fairfield City SD | Butler | CFAP | Funded, Not Complete | 2013 | \$73,120,019.00 | 26% | 3 | 0 | |
| Fairfield Local SD | Highland | CFAP | All Buildings Complete | 1998 | \$18,071,618.33 | 90% | | | |
| Fairfield Union Local SD | Fairfield | Multiple | All Buildings Complete | 2005 | \$59,236,105.00 | 72% | | | |
| Fairland Local SD | Lawrence | CFAP | All Buildings Complete | 1998 | \$36,131,866.00 | 84% | | | |
| Fairlawn Local SD | Shelby | CFAP | All Buildings Complete | 2006 | \$17,965,830.10 | 85% | | | |
| Fairless Local SD | Stark | Multiple | Funded, Not Complete | 2004 | \$27,201,509.00 | 88% | 0 | 0 | |
| Fayette Local SD | Fulton | ENP | All Buildings Complete | 2003 | \$16,573,157.00 | 81% | | | |
| Fayetteville-Perry Local SD | Brown | CFAP | All Buildings Complete | 2005 | \$19,376,930.39 | 84% | | | |
| Federal Hocking Local SD | Athens | Multiple | Funded, Not Complete | 2004 | \$846,484.86 | 33% | | | |
| Felicity-Franklin Local SD | Clermont | CFAP | All Buildings Complete | 2001 | \$15,395,811.93 | 91% | | | |
| Findlay City SD | Hancock | ENP | Funded, Not Complete | 2008 | \$57,532,766.00 | 32% | 0 | 0 | |
| Fort Loramie Local SD | Shelby | CFAP | All Buildings Complete | 2006 | \$15,395,082.00 | 69% | | | |
| Fort Recovery Local SD | Mercer | Multiple | Funded, Not Complete | 1997 | \$16,716,548.00 | 80% | 0 | 0 | |
| Franklin Local SD | Muskingum | CFAP | All Buildings Complete | 2003 | \$32,730,081.05 | 91% | | | |
| Franklin-Monroe Local SD | Darke | CFAP | All Buildings Complete | 2008 | \$24,812,909.00 | 83% | | | |
| Fredericktown Local SD | Knox | Multiple | All Buildings Complete | 2005 | \$26,835,349.85 | 71% | | | |
| Fremont City SD | Sandusky | ENP | Funded, Not Complete | 2008 | \$27,403,497.00 | 32% | 0 | 0 | |
| Frontier Local SD | Washington | CFAP | All Buildings Complete | 1998 | \$24,416,692.00 | 89% | | | |
| Galion City SD | Crawford | Multiple | All Buildings Complete | 2004 | \$54,365,919.06 | 76% | | | |
| Gallia-Jackson-Vinton JVSD | Gallia | VFAP | All Buildings Complete | 2006 | \$18,127,472.00 | 75% | | | |
| Gallipolis City SD | Gallia | Multiple | All Buildings Complete | 2005 | \$54,229,668.00 | 66% | | | |
| Garfield Heights City SD | Cuyahoga | Multiple | Funded, Not Complete | 2009 | \$65,180,987.00 | 26% | | | |
| Geneva Area City SD | Ashtabula | Multiple | All Buildings Complete | 2006 | \$72,610,487.00 | 73% | | | |
| Genoa Area Local SD | Ottawa | Multiple | Funded, Not Complete | 2008 | \$37,708,244.00 | 58% | 0 | 0 | |
| Georgetown EVSD | Brown | CFAP | All Buildings Complete | 2003 | \$22,458,022.84 | 78% | | | |
| Gibsonburg EVSD | Sandusky | CFAP | All Buildings Complete | 2000 | \$23,984,194.52 | 79% | | | |
| Girard City SD | Trumbull | Multiple | All Buildings Complete | 2000 | \$25,071,494.77 | 80% | | | |
| Goshen Local SD | Clermont | CFAP | All Buildings Complete | 1999 | \$40,306,093.92 | 79% | | | |
| Graham Local SD | Champaign | Multiple | All Buildings Complete | 2007 | \$35,170,208.99 | 56% | | | |
| Grand Valley Local SD | Ashtabula | ENP | All Buildings Complete | 2001 | \$37,244,633.00 | 65% | | | |
| Green Local SD | Wayne | CFAP | Funded, Not Complete | 2009 | \$32,923,190.00 | 65% | 0 | 1 | |
| Greeneview Local SD | Greene | Multiple | Funded, Not Complete | 2008 | \$28,197,549.00 | 62% | 0 | 0 | |
| Greenfield EVSD | Highland | CFAP | All Buildings Complete | 1997 | \$32,672,744.37 | 87% | | | |
| Greenville City SD | Darke | Multiple | Funded, Not Complete | 2013 | \$45,344,484.00 | 42% | 1 | 1 | |
| Groveport Madison Local SD | Franklin | CFAP | Funded, Not Complete | 2014 | \$53,369,742.00 | 53% | 1 | 0 | |

K-12 School Districts - Project Status (cont'd)

| District | County | Program | Status | Year Funded | Total Master Facility Plan Costs | State Share (%) | Buildings in Design | Buildings under Construction | Buildings Complete |
|----------------------------|------------|----------|------------------------|-------------|----------------------------------|-----------------|---------------------|------------------------------|--------------------|
| Hamilton City SD | Butler | Multiple | All Buildings Complete | 2007 | \$211,732,520.00 | 59% | | | 11 |
| Hamilton Local SD | Franklin | Multiple | All Buildings Complete | 2005 | \$64,878,803.00 | 68% | | | 4 |
| Hardin Northern Local SD | Hardin | CFAP | All Buildings Complete | 2007 | \$12,643,985.00 | 73% | | | 1 |
| Hardin-Houston Local SD | Shelby | CFAP | All Buildings Complete | 2007 | \$22,764,943.51 | 60% | | | 1 |
| Hicksville EVSD | Defiance | CFAP | All Buildings Complete | 2005 | \$25,346,436.25 | 73% | | | 1 |
| Highland Local SD | Morrow | CFAP | All Buildings Complete | 2007 | \$47,102,379.15 | 75% | | | 3 |
| Hillsboro City SD | Highland | Multiple | All Buildings Complete | 2005 | \$48,558,357.51 | 77% | | | 2 |
| Holgate Local SD | Henry | CFAP | All Buildings Complete | 2001 | \$20,557,387.86 | 82% | | | 1 |
| Hopewell-Loudon Local SD | Seneca | CFAP | All Buildings Complete | 2009 | \$25,756,974.35 | 49% | | | 1 |
| Hubbard EVSD | Trumbull | CFAP | All Buildings Complete | 2006 | \$56,805,430.00 | 68% | | | 1 |
| Huber Heights City SD | Montgomery | CFAP | All Buildings Complete | 2008 | \$157,059,250.00 | 52% | | | 7 |
| Huntington Local SD | Ross | CFAP | All Buildings Complete | 1997 | \$9,986,696.32 | 87% | | | 1 |
| Indian Creek Local SD | Jefferson | Multiple | Funded, Not Complete | 2010 | \$15,953,174.00 | 32% | 0 | 0 | 1 |
| Indian Valley Local SD | Tuscarawas | CFAP | All Buildings Complete | 2004 | \$42,443,233.91 | 79% | | | 4 |
| Ironton City SD | Lawrence | CFAP | All Buildings Complete | 2005 | \$47,030,110.00 | 73% | | | 2 |
| Jackson Center Local SD | Shelby | Multiple | Funded, Not Complete | 2014 | \$13,722,954.00 | 51% | 1 | 0 | 0 |
| Jackson City SD | Jackson | CFAP | All Buildings Complete | 2001 | \$68,107,892.01 | 79% | | | 5 |
| Jefferson Area Local SD | Ashtabula | Multiple | All Buildings Complete | 2004 | \$51,718,949.00 | 68% | | | 3 |
| Jefferson Local SD | Madison | ENP | All Buildings Complete | 2003 | \$25,865,242.00 | 48% | | | 2 |
| Jennings Local SD | Putnam | CFAP | All Buildings Complete | 2000 | \$15,577,405.77 | 83% | | | 1 |
| Johnstown-Monroe Local SD | Licking | CFAP | Funded, Not Complete | 2014 | \$49,722,613.00 | 32% | 2 | 0 | 1 |
| Jonathan Alder Local SD | Madison | Multiple | Funded, Not Complete | 2008 | \$50,408,346.00 | 54% | 0 | 0 | 4 |
| Joseph Badger Local SD | Trumbull | ENP | All Buildings Complete | 2002 | \$28,989,443.55 | 73% | | | 1 |
| Kalida Local SD | Putnam | Multiple | All Buildings Complete | 2007 | \$16,888,635.85 | 75% | | | 1 |
| Kenton City SD | Hardin | CFAP | Funded, Not Complete | 2011 | \$26,414,629.00 | 65% | 0 | 0 | 1 |
| Keystone Local SD | Lorain | Multiple | Funded, Not Complete | 2012 | \$46,291,256.00 | 22% | 0 | 1 | 2 |
| Knox County JVSD | Knox | VFAP | All Buildings Complete | 2006 | \$16,061,782.00 | 75% | | | 1 |
| La Brae Local SD | Trumbull | Multiple | Funded, Not Complete | 2001 | \$28,739,711.00 | 69% | 0 | 0 | 1 |
| Lakeview Local SD | Trumbull | CFAP | Funding Offered | 2014 | \$31,314,657.00 | 30% | | | |
| Lakewood City SD | Cuyahoga | Multiple | Funded, Not Complete | 2013 | \$112,400,694.00 | 45% | | | |
| Lakota Local SD | Sandusky | ENP | All Buildings Complete | 2007 | \$28,928,094.00 | 58% | | | 1 |
| Lancaster City SD | Fairfield | ENP | Funded, Not Complete | 2012 | \$81,026,341.00 | 35% | 2 | 1 | 2 |
| Lebanon City SD | Warren | Multiple | Funded, Not Complete | 2012 | \$121,917,478.00 | 37% | 1 | 4 | 1 |
| Leetonia EVSD | Columbiana | CFAP | All Buildings Complete | 1998 | \$19,891,999.89 | 91% | | | 1 |
| Leipsic Local SD | Putnam | Multiple | All Buildings Complete | 2008 | \$20,247,170.27 | 65% | | | 1 |
| Liberty Center Local SD | Henry | CFAP | Funded, Not Complete | 2014 | \$36,539,610.00 | 64% | 1 | 0 | 0 |
| Liberty Union-Thurston LSD | Fairfield | Multiple | All Buildings Complete | 2007 | \$24,197,954.00 | 60% | | | 3 |
| Licking Valley Local SD | Licking | CFAP | All Buildings Complete | 2004 | \$27,436,234.55 | 78% | | | 3 |
| Lima City SD | Allen | CFAP | All Buildings Complete | 1999 | \$104,029,247.00 | 89% | | | 9 |

K-12 School Districts - Project Status (cont'd)

| District | County | Program | Status | Year Funded | Total Master Facility Plan Costs | State Share (%) | Buildings in Design | Buildings under Construction | Buildings Complete |
|------------------------------------|------------|----------|------------------------|-------------|----------------------------------|-----------------|---------------------|------------------------------|--------------------|
| Lincolnvlew Local SD | Van Wert | CFAP | All Buildings Complete | 2005 | \$17,233,179.67 | 71% | | | 1 |
| Lisbon EVSD | Columbiana | CFAP | All Buildings Complete | 2002 | \$15,089,016.69 | 85% | | | 2 |
| Logan-Hocking Local SD | Hocking | Multiple | All Buildings Complete | 2004 | \$90,676,961.00 | 71% | | | 8 |
| London City SD | Madison | Multiple | All Buildings Complete | 2008 | \$50,286,751.00 | 46% | | | 3 |
| Lorain City SD | Lorain | CFAP | Funded, Not Complete | 2001 | \$216,284,880.00 | 81% | 1 | 0 | 13 |
| Louisville City SD | Stark | Multiple | All Buildings Complete | 2008 | \$72,594,443.00 | 52% | | | 4 |
| Lowellville Local SD | Mahoning | CFAP | All Buildings Complete | 1999 | \$14,957,182.82 | 84% | | | 1 |
| Lynchburg-Clay Local SD | Highland | CFAP | All Buildings Complete | 1997 | \$25,962,167.55 | 90% | | | 3 |
| Mad River Local SD | Montgomery | CFAP | All Buildings Complete | 2001 | \$84,942,644.30 | 80% | | | 7 |
| Madison Local SD | Butler | Multiple | All Buildings Complete | 2007 | \$30,208,009.18 | 57% | | | 2 |
| Madison Local SD | Lake | CFAP | Funded, Not Complete | 2007 | \$77,425,786.00 | 60% | | | 2 |
| Madison Local SD | Richland | CFAP | Funded, Not Complete | 2009 | \$26,492,038.00 | 42% | 0 | 0 | 1 |
| Mansfield City SD | Richland | Multiple | Funded, Not Complete | 1999 | \$41,497,933.00 | 70% | 0 | 0 | 1 |
| Maple Heights City SD | Cuyahoga | CFAP | All Buildings Complete | 2007 | \$109,121,915.00 | 51% | | | 5 |
| Mapleton Local SD | Ashland | CFAP | All Buildings Complete | 2000 | \$22,527,281.00 | 79% | | | 2 |
| Maplewood Local SD | Trumbull | CFAP | All Buildings Complete | 1999 | \$25,729,041.00 | 88% | | | 3 |
| Marion City SD | Marion | CFAP | All Buildings Complete | 1999 | \$96,198,689.80 | 83% | | | 8 |
| Marion Local SD | Mercer | CFAP | All Buildings Complete | 1999 | \$9,477,927.66 | 84% | | | 2 |
| Martins Ferry City SD | Belmont | CFAP | All Buildings Complete | 2004 | \$37,585,202.00 | 76% | | | 2 |
| Massillon City SD | Stark | Multiple | Funded, Not Complete | 2014 | \$28,609,749.00 | 64% | 0 | 0 | 1 |
| Maysville Local SD | Muskingum | CFAP | All Buildings Complete | 1998 | \$36,862,922.79 | 87% | | | 2 |
| McDonald Local SD | Trumbull | CFAP | All Buildings Complete | 1999 | \$17,951,947.00 | 88% | | | 2 |
| Mechanicsburg EVSD | Champaign | CFAP | All Buildings Complete | 2003 | \$21,891,003.37 | 78% | | | 1 |
| Meigs Local SD | Meigs | CFAP | All Buildings Complete | 1999 | \$33,182,763.00 | 82% | | | 4 |
| Miami East Local SD | Miami | Multiple | All Buildings Complete | 2008 | \$26,902,943.00 | 42% | | | 2 |
| Miami Trace Local SD | Fayette | Multiple | Funded, Not Complete | 2005 | \$42,558,944.00 | 46% | 1 | 0 | 2 |
| Middletown City SD | Butler | Multiple | Funded, Not Complete | 2014 | \$155,465,214.00 | 26% | 3 | 0 | 7 |
| Mid-East Ohio JVSD | Muskingum | Multiple | All Buildings Complete | 2009 | \$32,731,943.00 | 69% | | | 1 |
| Midview Local SD | Lorain | Multiple | Funded, Not Complete | 2008 | \$39,910,719.00 | 45% | 0 | 0 | 4 |
| Milford EVSD | Clermont | Multiple | Funded, Not Complete | 2013 | \$95,054,312.00 | 27% | 0 | 2 | 4 |
| Millcreek-West Unity Local SD | Williams | CFAP | All Buildings Complete | 2004 | \$19,003,031.96 | 67% | | | 1 |
| Miller City-New Cleveland Local SD | Putnam | CFAP | All Buildings Complete | 1999 | \$14,018,132.06 | 85% | | | 1 |
| Milton-Union EVSD | Miami | CFAP | All Buildings Complete | 2008 | \$42,507,046.00 | 56% | | | 1 |
| Minerva Local SD | Stark | Multiple | All Buildings Complete | 2005 | \$41,850,904.34 | 68% | | | 3 |
| Minford Local SD | Scioto | CFAP | All Buildings Complete | 1997 | \$36,300,768.02 | 94% | | | 2 |
| Mississinawa Valley Local SD | Darke | CFAP | All Buildings Complete | 1999 | \$16,135,822.00 | 86% | | | 1 |
| Mohawk Local SD | Wyandot | CFAP | All Buildings Complete | 2003 | \$27,877,140.00 | 75% | | | 1 |
| Montpelier EVSD | Williams | CFAP | All Buildings Complete | 2002 | \$26,216,846.89 | 80% | | | 1 |
| Morgan Local SD | Morgan | Multiple | All Buildings Complete | 1999 | \$50,930,283.00 | 81% | | | 5 |
| Mount Gilead EVSD | Morrow | Multiple | All Buildings Complete | 2006 | \$30,667,275.00 | 61% | | | 2 |
| Mount Healthy City SD | Hamilton | CFAP | All Buildings Complete | 2006 | \$82,495,036.83 | 71% | | | 3 |

K-12 School Districts - Project Status (cont'd)

| District | County | Program | Status | Year Funded | Total Master Facility Plan Costs | State Share (%) | Buildings in Design | Buildings under Construction | Buildings Complete |
|----------------------------|------------|----------|------------------------|-------------|----------------------------------|-----------------|---------------------|------------------------------|--------------------|
| Napoleon City SD | Henry | CFAP | Funded, Not Complete | 2011 | \$45,938,772.00 | 38% | 0 | 2 | 0 |
| National Trail Local SD | Preble | CFAP | Funded, Not Complete | 2012 | \$1,000,000.00 | 64% | 0 | 0 | 1 |
| Nelsonville-York City SD | Athens | CFAP | All Buildings Complete | 2004 | \$24,284,331.44 | 86% | | | 1 |
| New Boston Local SD | Scioto | CFAP | All Buildings Complete | 2008 | \$19,200,238.00 | 88% | | | 1 |
| New Knoxville Local SD | Auglaize | Multiple | All Buildings Complete | 2005 | \$8,430,524.80 | 71% | | | 1 |
| New Lebanon Local SD | Montgomery | CFAP | All Buildings Complete | 2000 | \$31,373,976.56 | 81% | | | 3 |
| New Lexington City SD | Perry | CFAP | All Buildings Complete | 1998 | \$33,184,143.66 | 88% | | | 4 |
| New London Local SD | Huron | CFAP | All Buildings Complete | 1998 | \$22,409,255.65 | 85% | | | 1 |
| New Miami Local SD | Butler | CFAP | All Buildings Complete | 1999 | \$12,744,851.62 | 81% | | | 1 |
| New Riegel Local SD | Seneca | CFAP | All Buildings Complete | 1999 | \$12,469,834.81 | 89% | | | 1 |
| Newark City SD | Licking | Multiple | All Buildings Complete | 2007 | \$144,209,701.00 | 51% | | | 11 |
| Newcomerstown EVSD | Tuscarawas | CFAP | All Buildings Complete | 1999 | \$16,517,271.00 | 80% | | | 3 |
| Newton Falls EVSD | Trumbull | CFAP | All Buildings Complete | 2000 | \$23,038,427.73 | 81% | | | 3 |
| Newton Local SD | Miami | CFAP | All Buildings Complete | 2007 | \$17,411,129.00 | 63% | | | 1 |
| Niles City SD | Trumbull | Multiple | All Buildings Complete | 1999 | \$70,034,300.00 | 68% | | | 4 |
| North Baltimore Local SD | Wood | Multiple | All Buildings Complete | 2008 | \$20,430,445.00 | 59% | | | 2 |
| North Central Local SD | Williams | CFAP | Funded, Not Complete | 2014 | \$8,683,201.00 | 50% | 1 | 0 | 0 |
| North College Hill City SD | Hamilton | CFAP | All Buildings Complete | 2007 | \$39,270,681.72 | 63% | | | 2 |
| North Fork Local SD | Licking | Multiple | Funded, Not Complete | 2005 | \$32,672,561.00 | 71% | 0 | 0 | 2 |
| North Olmsted City SD | Cuyahoga | ENP | Funded, Not Complete | 2014 | \$74,896,067.00 | 12% | | | |
| North Ridgeville City SD | Lorain | ENP | Funded, Not Complete | 2013 | \$52,800,336.00 | 17% | | | |
| North Union Local SD | Union | Multiple | All Buildings Complete | 2006 | \$34,857,020.26 | 64% | | | 3 |
| Northern Local SD | Perry | CFAP | All Buildings Complete | 2000 | \$45,746,376.00 | 80% | | | 5 |
| Northmont City SD | Montgomery | CFAP | Funded, Not Complete | 2011 | \$73,967,809.00 | 47% | 0 | 2 | 0 |
| Northmor Local SD | Morrow | CFAP | All Buildings Complete | 2007 | \$29,966,415.80 | 63% | | | 1 |
| Northwest Local SD | Scioto | CFAP | All Buildings Complete | 2001 | \$13,529,607.00 | 78% | | | 3 |
| Northwest Local SD | Stark | Multiple | All Buildings Complete | 2008 | \$53,758,778.00 | 55% | | | 4 |
| Northwestern Local SD | Clark | CFAP | All Buildings Complete | 2009 | \$51,345,655.00 | 45% | | | 2 |
| Northwestern Local SD | Wayne | CFAP | All Buildings Complete | 2000 | \$18,459,617.16 | 82% | | | 3 |
| Northwood Local SD | Wood | CFAP | Funded, Not Complete | 2013 | \$33,021,672.00 | 35% | 1 | 0 | 0 |
| Norton City SD | Summit | CFAP | Funded, Not Complete | 2013 | \$32,068,261.00 | 32% | 1 | 0 | 0 |
| Norwayne Local SD | Wayne | CFAP | All Buildings Complete | 2006 | \$32,235,596.31 | 67% | | | 2 |
| Oak Hill Union Local SD | Jackson | CFAP | All Buildings Complete | 1999 | \$30,293,243.00 | 77% | | | 2 |
| Ohio Valley Local SD | Adams | CFAP | All Buildings Complete | 2006 | \$59,549,405.00 | 93% | | | 7 |
| Olmsted Falls City SD | Cuyahoga | ENP | Funded, Not Complete | 2012 | \$22,859,992.00 | 34% | 0 | 0 | 2 |
| Orrville City SD | Wayne | Multiple | All Buildings Complete | 2009 | \$46,463,568.00 | 39% | | | 3 |
| Osnaburg Local SD | Stark | CFAP | All Buildings Complete | 2006 | \$27,671,027.00 | 66% | | | 1 |
| Otsego Local SD | Wood | Multiple | All Buildings Complete | 2009 | \$38,584,343.36 | 55% | | | 3 |
| Ottawa-Glandorf Local SD | Putnam | Multiple | All Buildings Complete | 2008 | \$36,540,471.36 | 49% | | | 2 |
| Ottoville Local SD | Putnam | CFAP | All Buildings Complete | 2000 | \$17,963,883.21 | 83% | | | 1 |
| Painesville City Local SD | Lake | CFAP | All Buildings Complete | 2004 | \$80,305,695.00 | 78% | | | 5 |
| Paint Valley Local SD | Ross | CFAP | All Buildings Complete | 1997 | \$23,974,483.00 | 90% | | | 2 |
| Pandora-Gilboa Local SD | Putnam | ENP | All Buildings Complete | 2000 | \$17,174,119.00 | 74% | | | 1 |

K-12 School Districts - Project Status (cont'd)

| District | County | Program | Status | Year Funded | Total Master Facility Plan Costs | State Share (%) | Buildings in Design | Buildings under Construction | Buildings Complete |
|-----------------------------|------------|----------|------------------------|-------------|----------------------------------|-----------------|---------------------|------------------------------|--------------------|
| Parkway Local SD | Mercer | ENP | All Buildings Complete | 2002 | \$29,893,172.31 | 77% | | | 1 |
| Patrick Henry Local SD | Henry | Multiple | Funded, Not Complete | 2012 | \$16,537,997.00 | 69% | 0 | 0 | 1 |
| Paulding EVSD | Paulding | CFAP | All Buildings Complete | 2000 | \$29,438,154.36 | 74% | | | 2 |
| Perry Local SD | Allen | CFAP | Funded, Not Complete | 2013 | \$14,323,035.00 | 52% | 0 | 1 | 0 |
| Pettisville Local SD | Fulton | CFAP | All Buildings Complete | 2008 | \$21,410,523.00 | 82% | | | 1 |
| Pickaway-Ross County JVSD | Ross | VFAP | All Buildings Complete | 2004 | \$18,872,603.21 | 7500% | | | 1 |
| Pickerington Local SD | Fairfield | Multiple | All Buildings Complete | 2008 | \$102,468,167.76 | 51% | 0 | 0 | 5 |
| Pike County Area JVSD | Pike | VFAP | All Buildings Complete | 2004 | \$15,818,750.46 | 75% | | | 1 |
| Pike-Delta-York Local SD | Fulton | Multiple | All Buildings Complete | 2007 | \$20,394,888.77 | 71% | | | 3 |
| Pioneer JVSD | Richland | VFAP | All Buildings Complete | 2007 | \$29,266,628.00 | 75% | | | 1 |
| Piqua City SD | Miami | CFAP | Funded, Not Complete | 2011 | \$54,880,540.00 | 47% | 0 | 1 | 2 |
| Plymouth-Shiloh Local SD | Richland | CFAP | All Buildings Complete | 1999 | \$23,600,111.00 | 89% | | | 2 |
| Portsmouth City SD | Scioto | CFAP | All Buildings Complete | 2001 | \$60,900,772.40 | 82% | | | 3 |
| Preble-Shawnee Local SD | Preble | Multiple | Funded, Not Complete | 1998 | \$7,641,900.00 | 52% | 0 | 0 | 2 |
| Pymatuning Valley Local SD | Ashtabula | CFAP | All Buildings Complete | 2001 | \$30,712,159.59 | 80% | | | 3 |
| Ravenna City SD | Portage | ENP | Funded, Not Complete | 2005 | \$25,776,617.00 | 53% | 0 | 0 | 1 |
| Reynoldsburg City SD | Franklin | Multiple | All Buildings Complete | 2007 | \$88,239,580.00 | 58% | | | 12 |
| Ridgemont Local SD | Hardin | CFAP | Funded, Not Complete | 2012 | \$20,044,763.00 | 76% | 0 | 1 | 0 |
| Ridgewood Local SD | Coshocton | CFAP | All Buildings Complete | 1999 | \$20,369,942.37 | 86% | | | 3 |
| Ripley-Union-Lewis Local SD | Brown | CFAP | All Buildings Complete | 2001 | \$28,312,836.37 | 93% | | | 3 |
| Rittman EVSD | Wayne | Multiple | All Buildings Complete | 2007 | \$25,628,508.57 | 64% | | | 2 |
| River Valley Local SD | Marion | ENP | All Buildings Complete | 2000 | \$38,434,260.50 | 21% | | | 4 |
| Riverdale Local SD | Hardin | ENP | All Buildings Complete | 2000 | \$22,841,259.80 | 75% | | | 1 |
| Riverside Local SD | Logan | CFAP | All Buildings Complete | 1999 | \$16,880,113.16 | 87% | | | 1 |
| Rock Hill Local SD | Lawrence | CFAP | All Buildings Complete | 1997 | \$42,332,413.33 | 87% | | | 3 |
| Ross Local SD | Butler | Multiple | All Buildings Complete | 2012 | \$50,063,970.00 | 48% | 0 | 0 | 4 |
| Russia Local SD | Shelby | Multiple | All Buildings Complete | 2008 | \$11,600,363.00 | 43% | | | 1 |
| Sandy Valley Local SD | Stark | CFAP | All Buildings Complete | 2005 | \$35,487,568.39 | 75% | | | 2 |
| Scioto County JVSD | Scioto | VFAP | All Buildings Complete | 2005 | \$19,132,771.37 | 75% | | | 1 |
| Scioto Valley Local SD | Pike | CFAP | All Buildings Complete | 1997 | \$30,304,875.00 | 72% | | | 3 |
| Sebring Local SD | Mahoning | CFAP | All Buildings Complete | 1998 | \$16,007,810.00 | 89% | | | 2 |
| Seneca East Local SD | Seneca | ENP | All Buildings Complete | 2004 | \$27,847,837.13 | 68% | | | 1 |
| Shelby City SD | Richland | CFAP | Funded, Not Complete | 2009 | \$22,162,395.00 | 50% | 0 | 1 | 0 |
| South Point Local SD | Lawrence | CFAP | All Buildings Complete | 1999 | \$45,430,200.00 | 80% | | | 3 |
| South Range Local SD | Mahoning | CFAP | All Buildings Complete | 2007 | \$33,432,426.22 | 52% | | | 1 |
| Southeast Local SD | Portage | CFAP | All Buildings Complete | 2000 | \$34,075,729.00 | 79% | | | 3 |
| Southeastern Local SD | Ross | CFAP | All Buildings Complete | 1999 | \$27,176,665.86 | 89% | | | 1 |
| Southern Hills JVSD | Brown | VFAP | All Buildings Complete | 2004 | \$10,516,490.07 | 75% | | | 1 |
| Southern Local SD | Columbiana | CFAP | All Buildings Complete | 1999 | \$14,593,458.00 | 78% | | | 1 |
| Southern Local SD | Meigs | Multiple | Funded, Not Complete | 1998 | \$20,339,931.00 | 58% | 0 | 0 | 2 |
| Southern Local SD | Perry | CFAP | All Buildings Complete | 2000 | \$8,620,841.46 | 98% | | | 1 |
| Southington Local SD | Trumbull | CFAP | All Buildings Complete | 2006 | \$21,492,468.00 | 70% | | | 1 |
| South-Western City SD | Franklin | CFAP | Funded, Not Complete | 2012 | \$248,095,290.00 | 50% | 0 | 10 | 6 |

K-12 School Districts - Project Status (cont'd)

| District | County | Program | Status | Year Funded | Total Master Facility Plan Costs | State Share (%) | Buildings in Design | Buildings under Construction | Buildings Complete |
|------------------------------|------------|----------|------------------------|-------------|----------------------------------|-----------------|---------------------|------------------------------|--------------------|
| Spencerville Local SD | Allen | CFAP | All Buildings Complete | 2003 | \$26,421,684.80 | 79% | | | 1 |
| Springfield City SD | Clark | CFAP | All Buildings Complete | 2000 | \$198,154,430.31 | 80% | | | 16 |
| Springfield Local SD | Mahoning | Multiple | Funded, Not Complete | 2012 | \$12,304,348.00 | 48% | 0 | 0 | 1 |
| Springfield Local SD | Summit | ENP | Funded, Not Complete | 2009 | \$33,547,476.00 | 25% | 0 | 0 | 1 |
| St Henry Consolidated Local | Mercer | CFAP | All Buildings Complete | 1999 | \$19,601,643.53 | 86% | | | 2 |
| St Marys City SD | Auglaize | CFAP | All Buildings Complete | 2007 | \$48,331,102.00 | 61% | | | 4 |
| Steubenville City SD | Jefferson | Multiple | All Buildings Complete | 1999 | \$44,015,034.00 | 77% | | | 4 |
| Strasburg-Franklin Local SD | Tuscarawas | Multiple | All Buildings Complete | 2007 | \$18,717,527.74 | 62% | | | 1 |
| Streetsboro City SD | Portage | Multiple | Funded, Not Complete | 2013 | \$68,706,345.00 | 35% | 1 | 2 | 1 |
| Struthers City SD | Mahoning | CFAP | All Buildings Complete | 1999 | \$31,388,859.00 | 86% | | | 3 |
| Stryker Local SD | Williams | ENP | All Buildings Complete | 2005 | \$11,203,565.26 | 54% | | | 1 |
| Switzerland Of Ohio Local SD | Monroe | CFAP | Funded, Not Complete | 2004 | \$85,659,873.00 | 63% | 0 | 0 | 6 |
| Symmes Valley Local SD | Lawrence | CFAP | All Buildings Complete | 2000 | \$6,450,013.64 | 96% | | | 2 |
| Talawanda City SD | Butler | Multiple | Funded, Not Complete | 2013 | \$55,809,028.00 | 24% | 1 | 0 | 2 |
| Teays Valley Local SD | Pickaway | Multiple | All Buildings Complete | 2000 | \$109,594,809.00 | 63% | | | 8 |
| Tecumseh Local SD | Clark | CFAP | All Buildings Complete | 2003 | \$91,756,623.55 | 77% | | | 6 |
| Three Rivers Local SD | Hamilton | ENP | All Buildings Complete | 2010 | \$53,373,198.00 | 50% | | | 1 |
| Tiffin City SD | Seneca | Multiple | Funded, Not Complete | 2000 | \$15,241,427.00 | 52% | 0 | 0 | 1 |
| Toledo City SD | Lucas | CFAP | All Buildings Complete | 2002 | \$797,817,229.00 | 77% | | | 44 |
| Toronto City SD | Jefferson | CFAP | Funded, Not Complete | 2010 | \$19,244,940.00 | 61% | 0 | 0 | 1 |
| Triad Local SD | Champaign | CFAP | All Buildings Complete | 1999 | \$20,297,982.15 | 80% | | | 3 |
| Trimble Local SD | Athens | CFAP | All Buildings Complete | 1997 | \$12,604,902.91 | 92% | | | 2 |
| Tri-Valley Local SD | Muskingum | Multiple | All Buildings Complete | 2005 | \$68,760,780.00 | 72% | | | 6 |
| Tri-Village Local SD | Darke | ENP | All Buildings Complete | 2000 | \$16,732,621.17 | 61% | | | 1 |
| Trotwood-Madison City SD | Montgomery | Multiple | All Buildings Complete | 2004 | \$76,238,502.00 | 66% | | | 5 |
| Tuslaw Local SD | Stark | Multiple | Funded, Not Complete | 2008 | \$27,009,439.00 | 44% | | | 2 |
| Union Local SD | Belmont | CFAP | All Buildings Complete | 2008 | \$2,685,371.66 | 80% | | | 2 |
| Union Scioto Local SD | Ross | CFAP | All Buildings Complete | 1999 | \$33,394,374.36 | 87% | | | 3 |
| Upper Scioto Valley Local SD | Hardin | CFAP | All Buildings Complete | 1999 | \$17,302,986.33 | 87% | | | 1 |
| Upper Valley JVSD | Miami | VFAP | All Buildings Complete | 2009 | \$23,236,348.00 | 75% | | | 1 |
| Urbana City SD | Champaign | CFAP | Funded, Not Complete | 2014 | \$61,148,233.00 | 61% | 2 | 0 | 0 |
| Valley Local SD | Scioto | CFAP | All Buildings Complete | 2000 | \$3,439,029.78 | 80% | | | 3 |
| Van Wert City SD | Van Wert | Multiple | All Buildings Complete | 2009 | \$53,095,390.00 | 50% | | | 1 |
| Vanguard-Sentinel JVSD | Sandusky | VFAP | All Buildings Complete | 2009 | \$27,336,627.00 | 69% | | | 2 |
| Vantage JVSD | Van Wert | VFAP | All Buildings Complete | 2008 | \$22,755,728.00 | 71% | | | 1 |
| Versailles EVSD | Darke | CFAP | All Buildings Complete | 2006 | \$34,626,484.61 | 69% | | | 1 |
| Vinton County Local SD | Vinton | Multiple | All Buildings Complete | 1998 | \$48,245,948.00 | 90% | | | 5 |
| Wadsworth City SD | Medina | CFAP | Funded, Not Complete | 2009 | \$103,002,928.00 | 37% | 0 | 0 | 4 |
| Wapakoneta City SD | Auglaize | Multiple | All Buildings Complete | 2007 | \$51,363,525.00 | 63% | | | 4 |
| Warren City SD | Trumbull | CFAP | All Buildings Complete | 2003 | \$133,621,990.97 | 81% | | | 5 |
| Washington Court House City | Fayette | CFAP | All Buildings Complete | 2004 | \$65,780,219.00 | 74% | | | 4 |

K-12 School Districts - Project Status (cont'd)

| District | County | Program | Status | Year Funded | Total Master Facility Plan Costs | State Share (%) | Buildings in Design | Buildings under Construction | Buildings Complete |
|-----------------------------|------------|----------|------------------------|----------------|--|-----------------------|---------------------------|------------------------------------|-----------------------|
| Washington-Nile Local SD | Scioto | Multiple | All Buildings Complete | 2001 | \$20,688,441.00 | 98% | | | 1 |
| Waterloo Local SD | Portage | ENP | All Buildings Complete | 2000 | \$25,670,798.19 | 58% | | | 1 |
| Wauseon EVSD | Fulton | CFAP | All Buildings Complete | 2006 | \$34,009,118.47 | 67% | | | 3 |
| Waverly City SD | Pike | CFAP | All Buildings Complete | 2000 | \$47,102,254.00 | 82% | | | 4 |
| Wayne County JVSD | Wayne | Multiple | All Buildings Complete | 2008 | \$29,879,152.73 | 65% | | | 1 |
| Wayne Trace Local SD | Paulding | CFAP | All Buildings Complete | 2000 | \$20,182,484.15 | 81% | | | 3 |
| Waynesfield-Goshen Local SD | Auglaize | ENP | All Buildings Complete | 2005 | \$16,935,325.18 | 91% | | | 1 |
| Weathersfield Local SD | Trumbull | CFAP | Funded, Not Complete | 2012 | \$24,859,912.00 | 72% | 0 | 0 | 2 |
| Wellington EVSD | Lorain | Multiple | Funded, Not Complete | 2012 | \$16,780,101.00 | 37% | 1 | 0 | 0 |
| Wellston City SD | Jackson | CFAP | All Buildings Complete | 1998 | \$42,832,766.98 | 86% | | | 3 |
| Wellsville Local SD | Columbiana | CFAP | All Buildings Complete | 1997 | \$12,890,924.00 | 87% | | | 2 |
| West Branch Local SD | Mahoning | CFAP | All Buildings Complete | 2000 | \$50,664,740.00 | 80% | | | 4 |
| West Liberty-Salem Local SD | Champaign | CFAP | Funded, Not Complete | 2013 | \$28,709,491.00 | 68% | 1 | 0 | 0 |
| West Muskingum Local SD | Muskingum | Multiple | Funded, Not Complete | 2012 | \$37,432,107.48 | 39% | 1 | 0 | 2 |
| Western Brown Local SD | Brown | CFAP | All Buildings Complete | 1997 | \$53,438,155.00 | 89% | | | 4 |
| Western Local SD | Pike | CFAP | All Buildings Complete | 2001 | \$13,190,826.66 | 95% | | | 1 |
| Western Reserve Local SD | Huron | CFAP | All Buildings Complete | 1999 | \$19,135,931.07 | 83% | | | 2 |
| Western Reserve Local SD | Mahoning | CFAP | All Buildings Complete | 2008 | \$24,117,884.53 | 54% | | | 1 |
| Westfall Local SD | Pickaway | Multiple | Funded, Not Complete | 1999 | \$13,013,295.00 | 65% | 0 | 0 | 1 |
| Wheelersburg Local SD | Scioto | CFAP | All Buildings Complete | 2004 | \$39,169,317.66 | 74% | | | 1 |
| Whitehall City SD | Franklin | CFAP | All Buildings Complete | 2008 | \$78,144,967.00 | 61% | | | 5 |
| Willard City SD | Huron | CFAP | All Buildings Complete | 2008 | \$51,648,815.00 | 63% | 0 | 1 | 0 |
| Windham EVSD | Portage | CFAP | All Buildings Complete | 1997 | \$28,000,571.00 | 97% | | | 3 |
| Woodmore Local SD | Sandusky | ENP | Funded, Not Complete | 2012 | \$21,926,236.00 | 32% | 0 | 0 | 1 |
| Xenia Community City SD | Greene | CFAP | Funded, Not Complete | 2008 | \$57,391,793.00 | 46% | 0 | 0 | 5 |
| Youngstown City SD | Mahoning | CFAP | All Buildings Complete | 2000 | \$190,327,255.62 | 80% | | | 13 |
| Zane Trace Local SD | Ross | Multiple | Funded, Not Complete | 1997 | \$13,552,522.00 | 39% | 0 | 0 | 1 |
| Zanesville City SD | Muskingum | Multiple | All Buildings Complete | 2006 | \$90,473,701.84 | 68% | | | 6 |

Expedited Local Partnership Program

The Expedited Local Partnership Program (ELPP) allows school districts to fund a portion of their Master Facilities Plan through local monies prior to the time state funding becomes available through the Classroom Facilities Assistance Program (CFAP). Joint Vocational School Districts (VFAP) may participate in the VFAP ELPP program in a similar manner. Details are available

at the OFCC website (<http://ofcc.ohio.gov/ServicesPrograms/K-12Schools.aspx>)

The 107 districts listed below have actively participated in the program. The 69 districts that have transitioned from ELPP to CFAP or VFAP ELPP to VFAP are in **bold**:

Ada Local SD (Hardin)

Amherst Ex Vill SD (Lorain)

Ashtabula Area City SD (Ashtabula)

Athens City SD (Athens)

Barberton City SD (Summit)

Bath Local SD (Allen)

Berea City SD (Cuyahoga)

Bloom Carroll Local SD (Fairfield)

Brookville Local SD (Montgomery)

Buckeye Local SD (Medina)

Canal Winchester Local SD (Franklin)

Cardinal Local SD (Geauga)

Chillicothe City SD (Ross)

Clark-Shawnee Local SD (Clark)

Cleveland Heights-University Heights CSD (Cuyahoga)

Clinton-Massie Local SD (Clinton)

Cloverleaf Local SD (Medina)

Colonel Crawford Local SD (Crawford)

Crestview Local SD (Columbiana)

Dalton Local SD (Wayne)

Delaware City SD (Delaware)

Eaton Community School District (Preble)

Edgerton Local SD (Williams)

Elida Local SD (Allen)

Fairbanks Local SD (Union)

Fairfield Union Local SD (Fairfield)

Fredericktown Local SD (Knox)

Gahanna-Jefferson City SD (Franklin)

Galion City SD (Crawford)

Garfield Heights City SD (Cuyahoga)

Geneva Area City SD (Ashtabula)

Genoa Area Local SD (Ottawa)

Graham Local SD (Champaign)

Green Local SD (Summit)

Greene County Career Center (Greene)

Greeneview Local SD (Greene)

Hamilton City SD (Butler)

Hamilton Local SD (Franklin)

Heath City SD (Licking)

Hillsboro City SD (Highland)

Indian Lake Local SD (Logan)

Jackson Center Local SD (Shelby)

Jackson-Milton Local SD (Mahoning)

Jefferson Area Local SD (Ashtabula)

Jonathan Alder Local SD (Madison)

Kalida Local SD (Putnam)

Keystone Local SD (Lorain)

Lake Local SD (Stark)

Lakewood City SD (Cuyahoga)

Lebanon City SD (Warren)

Leipsic Local SD (Putnam)

Liberty Union-Thurston Local (Fairfield)

Licking Heights Local SD (Licking)

Logan-Hocking Local SD (Hocking)

London City SD (Madison)

Louisville City SD (Stark)

Madison Local SD (Butler)

Marietta City SD (Washington)

Mason City SD (Warren)

Miami East Local SD (Miami)

Middletown City SD (Butler)

Mid-East Career and Technology Centers (Muskingum)

Midview Local SD (Lorain)

Milford Ex Vill SD (Clermont)

Minerva Local SD (Stark)

Minster Local SD (Auglaize)

Mount Gilead Ex Vill SD (Morrow)

Mount Vernon City SD (Knox)

New Knoxville Local SD (Auglaize)

Newark City SD (Licking)

Expedited Local Partnership Program (cont'd)

Nordonia Hills City SD (Summit)

North Baltimore Local SD (Wood)

North Fork Local SD (Licking)

North Union Local SD (Union)

Northeastern Local SD (Defiance)

Northwest Local SD (Stark)

Orrville City SD (Wayne)

Otsego Local SD (Wood)

Ottawa-Glandorf Local SD (Putnam)

Pickerington Local SD (Fairfield)

Pike-Delta-York Local SD (Fulton)

Pleasant Local SD (Marion)

Reynoldsburg City SD (Franklin)

Rittman Ex Vill SD (Wayne)

Ross Local SD (Butler)

Russia Local SD (Shelby)

Sheffield-Sheffield Lake City SD (Lorain)

Sidney City SD (Shelby)

Southwest Licking Local SD (Licking)

Strasburg-Franklin Local SD (Tuscarawas)

Streetsboro City SD (Portage)

Swanton Local SD (Fulton)

Talawanda City SD (Butler)

Tallmadge City SD (Summit)

Teays Valley Local SD (Pickaway)

Tri-County Career Center (Athens)

Tri-Valley Local SD (Muskingum)

Trotwood-Madison City SD (Montgomery)

Tuslaw Local SD (Stark)

Van Wert City SD (Van Wert)

Wapakoneta City SD (Auglaize)

Warren County JVS (Warren)

Warrensville Heights City SD (Cuyahoga)

Wayne County JVS (Wayne)

West Clermont Local SD (Clermont)

West Muskingum Local SD (Muskingum)

Zanesville City SD (Muskingum)



K-12 School, Botkins Local School District (Shelby Co.)

Photo credit: Fanning Howey

K-12 Fiscal Snapshot

Disbursements by Program

| | FY 1998-2011 | FY 2012 | FY 2013 | FY 2014 | FY 2015 | All Years |
|--|-----------------|---------------|---------------|---------------|---------------|------------------|
| Classroom Facilities Assistance | \$8,376,065,020 | \$451,369,041 | \$254,606,548 | \$290,860,743 | \$329,796,620 | \$9,702,697,972 |
| Exceptional Needs | 646,706,084 | 24,299,338 | 8,207,787 | 22,414,295 | 28,447,169 | 730,074,673 |
| Vocational Facilities Assistance | 146,577,143 | 34,771,734 | 29,074,884 | 11,583,908 | 12,696,925 | 234,704,593 |
| STEM Facilities Assistance | - | - | 3,860,092 | 411,243 | - | 4,271,335 |
| Emergency Repair (program closed) | 114,686,489 | - | - | - | - | 114,686,489 |
| Big 8 | \$119,999,999 | - | - | - | - | \$119,999,999 |
| Schools for the Deaf & Blind | 10,791,016 | 11,580,809 | 17,260,150 | 1,495,860 | 152,251 | 41,280,086 |
| Disability Access (program closed) | \$9,826,105 | - | - | - | - | \$9,826,105 |
| Emergency Assistance | \$324,393 | - | \$4,164,830 | \$825,198 | - | \$5,314,421 |
| Federal Emergency Repair (program closed) | \$27,730,770 | - | - | - | - | \$27,730,770 |
| Hardship Loan | 3,653,907 | - | \$266,707 | \$2,011,220 | - | \$5,931,834 |
| Charter School Guaranteed Loan | \$114,831 | - | \$870,595 | - | - | \$985,425 |
| Career Tech Loan (program closed) | 1,000,000 | - | - | - | - | \$1,000,000 |
| ODOT School Access* | 1,954,074 | - | \$53,907 | \$419,266 | - | 2,427,247 |
| Corrective Action Program | \$930,502 | \$879,916 | \$1,491,933 | - | - | \$3,302,351 |
| Statehouse Debt | \$755,537 | \$2,231,469 | - | - | - | \$2,987,006 |
| The School for the Creative & Performing Arts (Cincinnati) | \$4,000,000 | - | - | - | - | \$4,000,000 |
| School Security Grant | - | - | - | \$3,525,362 | \$7,278,180 | \$11,253,542 |
| | \$9,468,227,253 | \$528,814,987 | \$315,899,786 | \$330,710,677 | \$378,821,145 | \$11,022,473,848 |

*Ohio Department of Transportation, State Highway Improvements at Entrances to Public Schools Grant

Inside Back Cover
Intentionally left blank



OHIO FACILITIES CONSTRUCTION COMMISSION

30 West Spring Street, 4th floor
Columbus. OH 43215
614-466-6290 / 614-466-7749 fax

1410 Highland Road, Suite 1
Macedonia, OH 44056
330-425-2288 / 330-425-2364 fax

ofcc.ohio.gov
info@ofcc.ohio.gov
grants.info@ofcc.ohio.gov

Issued: October 2015